

AMC LAPIS SWISS TOP 25



PRODUCT STRATEGY

The AMC on the LAPIS SWISS TOP 25 DIVIDEND YIELD is an actively managed portfolio of equities, which is based on investment advice and recommendation by Lapis Asset Management Ltd. The LAPIS SWISS TOP 25 DIVIDEND YIELD is composed of 25 equally weighted Swiss stocks with a minimum of CHF 2.5 billion of market capitalization and with uninterrupted and continuously increasing dividend payments over the last 5 years. Our rule-based criteria for selecting the most promising companies are applied during the quarterly rebalancing process (end of January, April, July, and October).

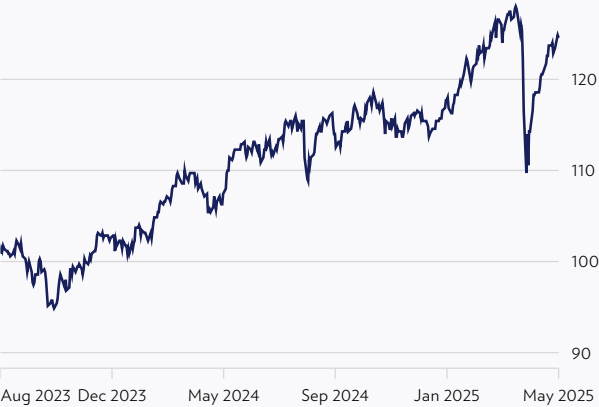
FACTS AND FIGURES

| | |
|------------------------|------------------|
| ISIN | CH1263008489 |
| NAV | 124.75 |
| Currency | CHF |
| Last Rebalancing | 05.05.2025 |
| Valor | 126300848 |
| NAV Date | 13.05.2025 |
| FX Overlay | Disabled |
| Dividend | Reinvested |
| Issuer | Bank Julius Baer |
| Certificates | 72'004 |
| Mgmt Fee (total, p.a.) | 1.3% |
| Issue Date | 28.08.2023 |
| AuM | CHF 8'986'099 |
| Components | 26 |

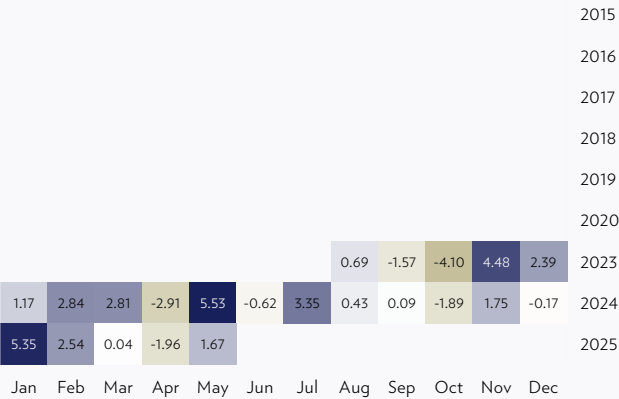
PERFORMANCE

| | | | |
|-----------------|--------|---------------|---------|
| 1 month | 9.05% | 52 week high | 128.05 |
| 3 months | 0.85% | 52 week low | 108.85 |
| 1 year | 12.13% | All-time high | 128.05 |
| Since inception | 23.51% | All-time low | 94.95 |
| YTD | 7.73% | Max draw down | -14.17% |

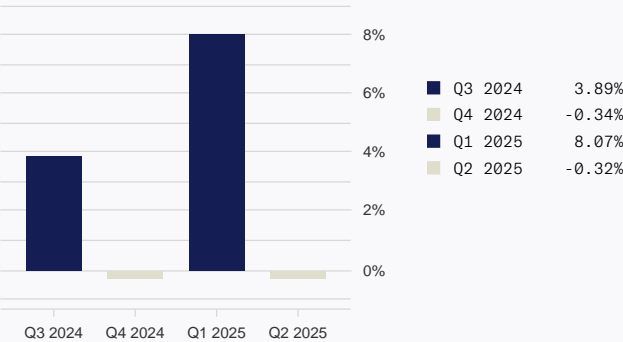
PRICE CHART



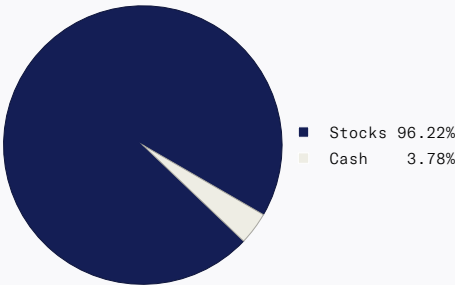
PERFORMANCE HEAT MAP



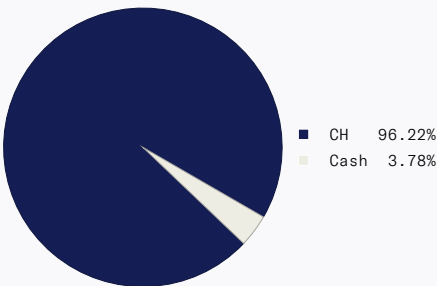
PERFORMANCE QUARTERLY



PRODUCT COMPOSITION BY ASSET CLASS



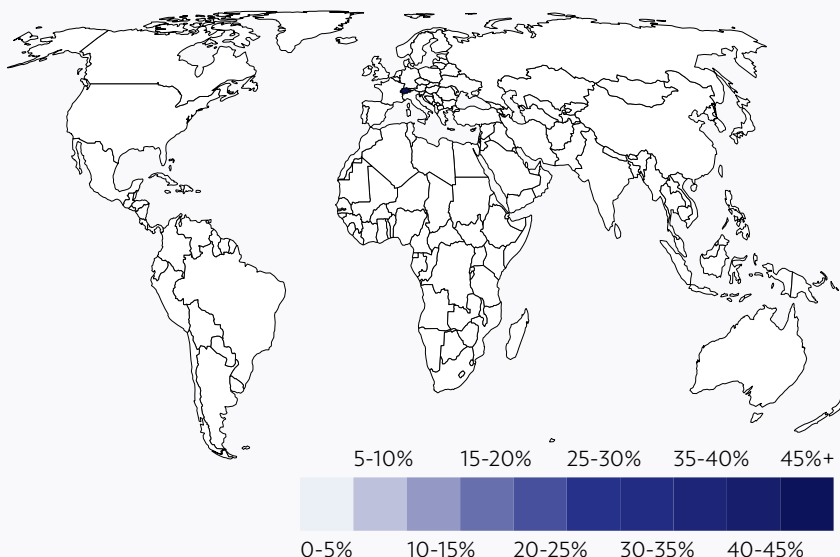
PRODUCT COMPOSITION BY COUNTRY



COUNTRY EXPOSURE MAP

Switzerland 96.22%

CHF 3.78%



COMPOSITION

STOCKS

| Name | ISIN | Currency | Close price | Percentage | Units / AMC | Total units |
|------------------------------|--------------|----------|-------------|------------|-------------|--------------------|
| PARTNERS GROUP HOLDING AG | CH0024608827 | CHF | 1'191.50 | 4.17% | 0.00440611 | 317.25719541 |
| JULIUS BAER GROUP LTD | CH0102484968 | CHF | 58.82 | 4.16% | 0.08896195 | 6'405.6165637 - 1 |
| UBS GROUP AG-REG | CH0244767585 | CHF | 27.42 | 4.15% | 0.19063183 | 13'726.254295 - 36 |
| CIE FINANCIERE RICHEMO-A REG | CH0210483332 | CHF | 156.00 | 4.07% | 0.03285958 | 2'366.0214305 - 5 |
| ABB LTD-REG | CH0012221716 | CHF | 47.16 | 4.01% | 0.10703587 | 7'707.0106405 - 5 |
| HOLCIM LTD | CH0012214059 | CHF | 97.12 | 4.01% | 0.05194596 | 3'740.3172357 - 3 |
| DKSH HOLDING AG | CH0126673539 | CHF | 64.40 | 4% | 0.07817255 | 5'628.7360174 - 3 |
| SGS SA-REG | CH1256740924 | CHF | 84.92 | 3.98% | 0.05891824 | 4'242.3489455 - 1 |
| SIKA AG-REG | CH0418792922 | CHF | 218.50 | 3.98% | 0.02289171 | 1'648.2944423 - 4 |
| SIG GROUP AG | CH0435377954 | CHF | 16.87 | 3.95% | 0.29469702 | 21'219.364422 - 81 |

| | | | | | | |
|-----------------------------------|--------------|-----|-----------|-------|------------|----------------------|
| BALOISE HOLDING AG - REG | CH0012410517 | CHF | 186.50 | 3.85% | 0.02600423 | 1'872.4086294 - 1 |
| CHOCOLADEFABE LINDT-PC | CH0010570767 | CHF | 12'200.00 | 3.82% | 0.00039431 | 28.39223076 |
| HELVETIA HOLDING AG-REG | CH0466642201 | CHF | 182.80 | 3.82% | 0.02627985 | 1'892.2546428 |
| SWISS LIFE HOLDING AG-REG | CH0014852781 | CHF | 820.20 | 3.78% | 0.00579726 | 417.42611392 |
| SWISS RE AG | CH0126881561 | CHF | 146.35 | 3.75% | 0.03223594 | 2'321.1168623 - 9 |
| SCHINDLER HOLDING-PART CERT | CH0024638196 | CHF | 294.80 | 3.75% | 0.01599207 | 1'151.4930449 - 1 |
| GIVAUDAN-REG | CH0010645932 | CHF | 3'957.00 | 3.74% | 0.00118873 | 85.59318092 |
| ALCON INC | CH0432492467 | CHF | 79.20 | 3.71% | 0.05891784 | 4'242.3204034 - 4 |
| ZURICH INSURANCE GROUP AG | CH0011075394 | CHF | 569.80 | 3.7% | 0.00817885 | 588.90989517 |
| NESTLE SA-REG | CH0038863350 | CHF | 85.07 | 3.67% | 0.05425224 | 3'906.3784138 - 2 |
| SWISSCOM AG-REG | CH0008742519 | CHF | 532.50 | 3.66% | 0.00865881 | 623.46876858 |
| ROCHE HOLDING AG-GENUSSCHEI | CH0012032048 | CHF | 259.00 | 3.64% | 0.01766672 | 1'272.0748553 - 2 |
| NOVARTIS AG-REG | CH0012005267 | CHF | 90.10 | 3.63% | 0.05074721 | 3'654.0024122 - 5 |
| LONZA GROUP AG-REG | CH0013841017 | CHF | 573.80 | 3.61% | 0.00792147 | 570.3777698 |
| BKW AG | CH0130293662 | CHF | 157.20 | 3.59% | 0.02873914 | 2'069.3327944 - 4 |

CASH

| Name | ISIN | Currency | Close price | Percentage | Units / AMC | Total units |
|------|------|----------|-------------|------------|-------------|------------------------|
| CHF | - | CHF | 1.00 | 3.78% | 4.7596914 | 342'716.81940 - 707 |

IMPORTANT LEGAL NOTICE

Imprint This content constitutes marketing material and is not the result of independent financial/investment research. It has therefore not been prepared in accordance with the legal requirements regarding the independence of financial/investment research and is not subject to any prohibition on dealing ahead of the dissemination of financial/investment research. It has been produced by Bank Julius Baer & Co. Ltd., Zurich, which is authorised and regulated by the Swiss Financial Market Supervisory Authority FINMA. This content is issued regularly. Information on financial instruments and issuers will be updated irregularly or in response to important events.

Important legal information The information and opinions expressed were valid at the date of writing, may be based on numerous assumptions and, thus, are subject to change without notice. This content serves for information purposes only and is not intended as legal, accounting, or tax advice or an offer or invitation to buy or sell financial instruments. The opinions and comments of the authors reflect their current views but not necessarily those of other Julius Baer entities or any other third party. Other Julius Baer entities may have issued, and may in the future issue, other content that is inconsistent with, and may reach different conclusions than, the information presented. Julius Baer assumes no obligation to ensure that such other content be brought to the attention of any recipient of this content. Although the information is trusted to be accurate and complete, and data has been obtained in good faith from sources believed to be reliable, no representation or warranty, expressed or implied, is made in this respect. In particular, the information provided may not cover all material information on the financial instruments or issuers of such instruments. To the extent permitted by applicable laws and/or regulations, Julius Baer accepts no liability whatsoever for any claims for loss or damages of any kind arising directly or indirectly from this content (including acts or omissions by third parties, such as auxiliary persons and/or agents of Julius Baer). Entities within the Julius Baer Group provide advice which is not considered 'independent' within the meaning given to that term by EU Directive 2014/65/EU on markets in financial instruments (known as MiFID II).

Suitability & sustainability Suitability: Investments in the financial instruments and/or services mentioned may not be suitable for all recipients and may not be available in all countries. Clients of Julius Baer are kindly requested to get in touch with the local Julius Baer entity in order to be informed about the financial instruments and/or services available in their country (www.juliusbaer.com/locations). Before entering into any transaction, investors should consider the suitability of the transaction to their individual circumstances and objectives. Any investment, trading, or other decision should only be made by the client after a thorough reading of the relevant product term sheet, subscription agreement, information memorandum, prospectus, or other offering document relating to the issue of financial instruments. This content does not constitute a personal recommendation nor take into account specific personal circumstances (e.g. investment objectives, financial situation, or investment strategies). Julius Baer recommends that investors independently assess, with a professional advisor, the specific financial risks, as well as legal, regulatory, credit, tax, and accounting consequences. Where reference is made to a specific research report, this content should not be read in isolation without consulting the full research report, which may be provided upon request. Sustainability: Depending on the recipient's domicile or place of incorporation, this content may not adhere to any applicable existing or proposed principles, laws, rules, or regulations related to the environmental, social, and governance (ESG) criteria. For further details on ESG data, ESG methodology, and the existing legal/regulatory framework, as well as potential implications on financial return and eligible investments, please refer to the 'ESG Disclaimer': <https://www.juliusbaer.com/esg-disclaimer-en>

General risks The price and value of, and income from investments in, any asset class mentioned may fall, as well as rise, and investors may not get back the amount invested. Risks involved in any asset class mentioned may include, but are not necessarily limited to, market risks, credit risks, political risks, and economic risks. The investor may be exposed to currency risk when the financial instrument or underlyings of the financial instrument are denominated in currencies other than that of the country in which the investor is resident. The investment, as well as its performance, would therefore be exposed to currency fluctuations and may increase or decrease in value. Investments in emerging markets are speculative and may be considerably more volatile than investments in established markets. This content may include figures relating to simulated past performance. Past performance, simulations, and performance forecasts are not reliable indicators of future results. The return may increase or decrease as a result of currency fluctuations. Shares, bank debt securities (e.g. interest-bearing bank bonds and certificates), as well as other claims against financial institutions, are subject to special regulations, such as the Bank Recovery and Resolution Directive, the Single Resolution Mechanism Regulation, and related national laws implementing such special regulations. These regulations can have a negative effect for the investor/contractual partner of the financial institution in the case of a default and the necessity of a resolution of the financial institution. For further details, please refer to: www.juliusbaer.com/legal-information-en

Specific risks The prospectus, Key (Investor) Information Document (KID/KIID), and other relevant documents are available free of charge from the local Julius Baer entity (www.juliusbaer.com/locations). In addition, the Key (Investor) Information Document (KID/KIID) can be found at www.juliusbaer.com/product-information

Structured products (e.g. baskets, certificates): These are complex financial products and therefore involve a higher degree of risk. They are intended for investors who understand and are capable of assuming all risks involved. Structured products may therefore only be sold to experienced investors and require additional advice regarding product-specific risks. The value of the products is not only dependent on the development of the underlying but also on the creditworthiness of the issuer, which may vary over the term of the product. In the case of the issuer's insolvency or bankruptcy, the investors may lose their entire investment in the product. Conflicts of interest In order to prevent conflicts of interest from adversely affecting the interests of its clients, Julius Baer has established a policy and procedures which are designed to identify and manage such conflicts. These include organisational and administrative arrangements to safeguard the interests of clients. Julius Baer's arrangements include adequate remuneration policies (for persons involved in the production of this content) based largely on qualitative criteria (e.g. the overall quality and accuracy of research) and only remotely on quantitative elements (e.g. the overall performance of Julius Baer). A Julius Baer entity may, to the extent permitted by law, participate or invest in other financing transactions with the issuer of the securities referred to herein, perform services for or solicit business from such issuers, have a position or effect transactions in the securities or options thereof, have any other significant financial interest regarding the issuers of the securities referred to herein, and/or may have done so in the past. For further information about our interest in the investments featured, see the section 'Disclosure & recommendation history' above.

Third-party information This content may contain information obtained from third parties, including ratings from rating agencies

such as Standard & Poor's, Moody's, Fitch, and other similar rating agencies, and research from research providers such as MSCI ESG Research LLC or its affiliates, as well as from index providers such as Bloomberg (as defined below). Issuers mentioned or included in any MSCI ESG Research LLC materials may be a client of, or affiliated with a client of, MSCI Inc. (MSCI) or another MSCI subsidiary. 'Bloomberg' refers to Bloomberg® and Bloomberg indices which are service marks of Bloomberg Finance L.P. and its affiliates, including Bloomberg Index Services Limited (BISL), as well as the administrator of the index. Bloomberg is not affiliated with Julius Baer. The reproduction and distribution of third-party content in any form is prohibited, except with the prior written permission of the related third party. Third-party content providers do not guarantee the accuracy, completeness, timeliness, or availability of any information, including ratings or research, and are not responsible for any errors or omissions (negligent or otherwise), regardless of the cause, or for the results obtained from the use of such content. Third-party content providers give no express or implied warranties, including, but not limited to, any warranties of merchantability or fitness for a particular purpose or use. Third-party content providers shall not be liable for any direct, indirect, incidental, exemplary, compensatory, punitive, special, or consequential damages, costs, expenses, legal fees, or losses (including lost income or profits and opportunity costs) in connection with any use of their content, including ratings or research. Third-party content providers do not approve, endorse, review, or recommend any financial instruments, products, and/or services mentioned. In particular, credit and/or research ratings are statements of opinions and are not statements of fact or recommendations to purchase, hold, or sell securities. They do not address the market value of securities or the suitability of securities for investment purposes and should not be relied on as investment advice.

Important distribution information This content and any market data contained therein shall not be redistributed to any third party unless Julius Baer or the source of the relevant market data gives their approval. This content is not directed to any person in any jurisdiction where (on the grounds of that person's nationality, residence, or otherwise) such content is prohibited.

Switzerland: This content is distributed by Bank Julius Baer & Co. Ltd., Zurich, authorised and regulated by the Swiss Financial Market Supervisory Authority FINMA. Some of the investment funds mentioned may not be authorised for distribution in Switzerland and may therefore only be distributed to qualified investors as defined in the Swiss Collective Investment Schemes Act and the Swiss Collective Investment Schemes Ordinance. Structured products do not constitute a participation in a collective investment scheme. Therefore, they are not supervised by the Swiss Financial Market Supervisory Authority FINMA and the investor does not benefit from the specific investor protection provided under the Swiss Federal Act on Collective Investment Schemes.

UNITED STATES: NEITHER THIS CONTENT NOR ANY COPY THEREOF MAY BE SENT, TAKEN INTO OR DISTRIBUTED IN THE UNITED STATES OR TO ANY US PERSON.

© Julius Baer Group, 2024