



**LSEG** DATA &  
ANALYTICS

**LAPIS**  
ASSET MANAGEMENT

## Portfolio Summary for Lapis Asset Management AG

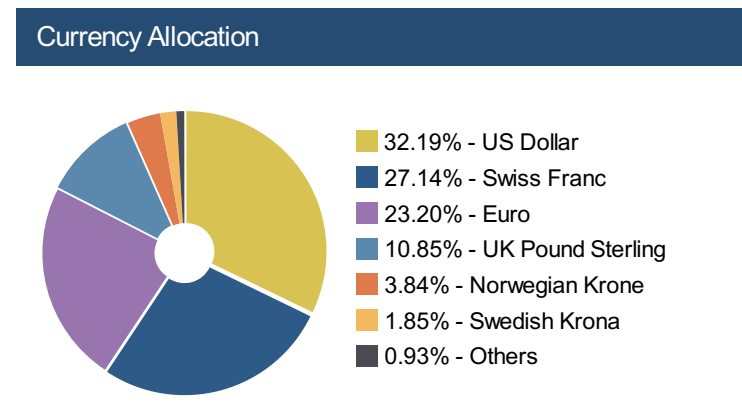





# Portfolio Summary

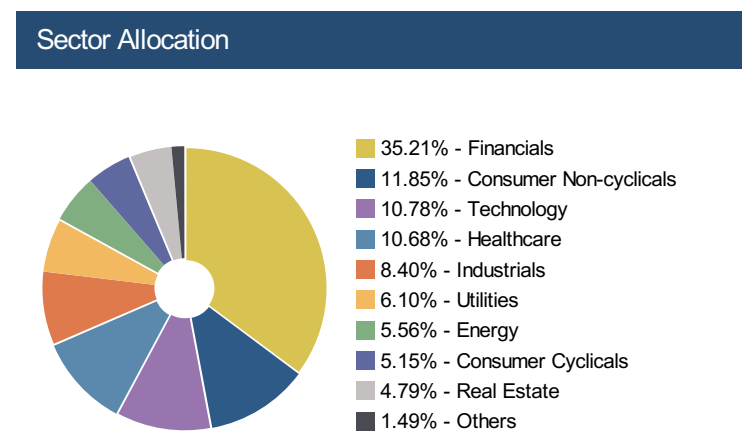
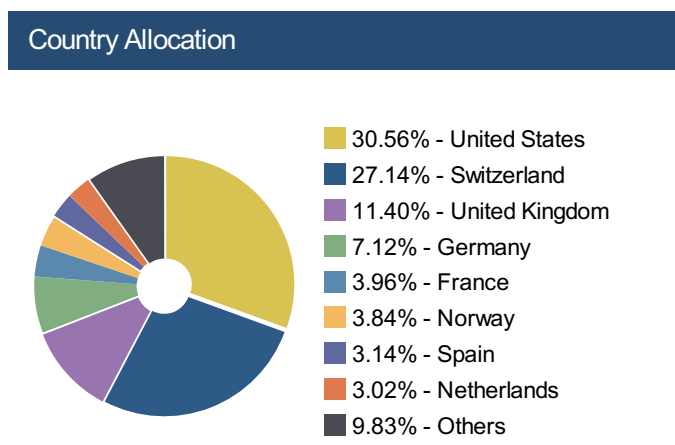
Portfolio Information		Portfolio Composition	
Portfolio Name	Lapis (DA) Standard Portfolio - Equity...	50% - Lapis DA Europe 50 Dividend Yield	
Portfolio Value	1,000,000	30% - Lapis DA US Top 50 Dividend Yield	
Last Update	25/10/2024	20% - Lapis DA Swiss Top 25 Dividend Yield	
Currency	EUR		

Summary Characteristics	
	Portfolio
Dividend Yield	4.52
Median Market Cap	49.89 B
Price to Earnings	15.97
Price to Book	1.81
Price to Sales	3.21
Price to Cash Flow	2.17



### Top 10 Holdings

Issue Name	Portfolio Weight
Deutsche Boerse Ord Shs	1.13%
Iberdrola Ord Shs	1.13%
Nestle Ord Shs	1.70%
Novartis Ord Shs	1.79%
Reckitt Benckiser Group Ord Shs	1.16%
Roche Holding Par Shs	1.76%
Swiss Life Holding Ord Shs	1.89%
Swiss Re Ord Shs	1.85%
Swisscom Ord Shs	1.86%
Zurich Insurance Group Ord Shs	1.92%



The format and content of this report may not be modified or altered (including, but not limited to, via deletion or addition) in any way. The report has been prepared for information purposes only and does not constitute an offer, investment recommendation, personal advice or solicitation to purchase financial instruments and does not offer or promote any form of investment.

Portfolio Main View				
Identifier	Dividend Yield	TR MTD	TR YTD	TR 1Y
<b>Lapis (DA) Standard Portfolio - Equity EUR</b>	<b>4.52</b>	<b>0.76</b>	<b>17.28</b>	<b>30.03</b>

50% - Lapis (DA) Europe 50 DY								
Issuer	Currency	Weight	Price Close	Contribution 1 YR	Dividend Yield	TR MTD	TR YTD	TR 1Y
<b>Lapis (DA) Europe 50 DY</b>		<b>100.00%</b>			<b>5.37</b>	<b>0.02</b>	<b>13.79</b>	<b>24.21</b>
ACCENTURE PLC	USD	2.15%	360.80	0.52	1.48	5.60	6.55	22.43
AKER BP ASA	NOK	1.74%	233.50	-0.26	11.00	2.53	-11.97	-11.97
ALLIANZ SE	EUR	2.22%	293.80	0.78	4.70	-0.41	27.79	40.45
ASSICURAZIONI GENERALI SPA	EUR	2.14%	25.96	0.41	4.93	0.04	19.45	19.45
ASTRAZENECA PLC	GBP	1.87%	11,606.00	0.43	2.01	-0.05	16.28	20.88
AXA SA	EUR	2.12%	34.89	0.17	5.67	1.04	7.55	7.55
BOUYGUES SA	EUR	1.82%	29.38	0.02	6.47	-2.26	-9.17	-0.89
BRITISH AMERICAN TOBACCO PLC	GBP	1.93%	2,658.00	0.46	8.82	-2.62	21.13	21.13
CAIXABANK SA	EUR	1.96%	5.36	0.18	7.31	-0.04	8.28	8.28
CARLSBERG A/S	DKK	1.86%	785.00	-0.14	3.44	-1.66	-4.67	-7.01
DEUTSCHE BOERSE AG	EUR	2.25%	216.00	0.82	1.76	2.52	18.26	41.56
DIAGEO PLC	GBP	2.11%	2,565.50	-0.25	3.09	-1.64	-3.84	-12.11
DNB BANK ASA	NOK	2.02%	230.40	0.51	6.94	5.75	9.45	24.56
E ON SE	EUR	1.94%	12.75	0.40	4.16	-4.53	9.32	19.66
EDP SA	EUR	1.95%	3.76	0.14	5.18	-8.29	-12.82	4.45
ENEL SPA	EUR	2.15%	7.19	0.66	5.98	0.18	14.02	33.41
EQUINOR ASA	NOK	1.92%	282.60	0.00	12.37	5.25	-0.53	-0.53
HSBC HOLDINGS PLC	GBP	1.93%	682.10	0.11	7.07	1.72	5.18	5.18
IBERDROLA SA	EUR	2.26%	13.95	0.52	4.00	0.43	24.85	24.85

The format and content of this report may not be modified or altered (including, but not limited to, via deletion or addition) in any way. The report has been prepared for information purposes only and does not constitute an offer, investment recommendation, personal advice or solicitation to purchase financial instruments and does not offer or promote any form of investment.

Issuer	Currency	Weight	Price Close	Contribution 1 YR	Dividend Yield	TR MTD	TR YTD	TR 1Y
IMPERIAL BRANDS PLC	GBP	2.13%	2,289.00	0.64	6.49	5.12	31.07	31.07
KBC GROEP NV	EUR	1.86%	67.58	0.05	7.18	-5.38	2.16	2.16
KONINKLIJKE AHOLD DELHAIZE NV	EUR	2.04%	30.71	0.33	3.61	-1.03	22.78	14.69
KONINKLIJKE KPN NV	EUR	2.04%	3.76	0.51	4.42	2.37	26.34	24.78
LEGAL & GENERAL GROUP PLC	GBP	1.90%	220.50	0.46	9.36	-2.76	-0.40	21.72
MEDTRONIC PLC	USD	2.22%	90.59	0.59	3.07	3.68	14.98	28.20
MUENCHENER RUECKVERSICHERUNGS GESELLSCHAFT IN MU...	EUR	2.03%	469.50	0.55	3.19	-5.02	29.71	27.20
NATWEST GROUP PLC	GBP	1.97%	363.90	0.54	4.81	5.60	25.05	25.05
NESTLE SA	CHF	1.90%	84.54	-0.24	3.55	-0.16	-11.34	-10.60
NN GROUP NV	EUR	1.96%	46.01	0.35	9.74	2.75	14.55	17.50
NORDEA BANK AB	EUR	1.98%	10.84	-0.04	8.49	2.36	-1.50	-1.50
NOVARTIS AG	CHF	2.01%	98.66	0.42	3.34	1.90	19.52	20.46
PORSCHE AUTOMOBIL HOLDING SE	EUR	1.93%	40.37	0.00	6.34	-1.73	-7.96	-1.29
RECKITT BENCKISER GROUP PLC	GBP	2.31%	4,849.00	-0.06	4.05	5.73	-2.58	-6.45
ROCHE HOLDING AG	CHF	1.97%	281.20	0.59	3.41	4.27	18.67	24.48
SANOFI SA	EUR	2.07%	100.08	0.05	3.76	-2.74	16.02	3.09
SEGRO PLC	GBP	1.76%	807.40	0.59	3.49	-7.81	-2.21	27.23
SHELL PLC	GBP	1.79%	2,550.50	-0.15	4.17	4.96	-7.03	-7.03
SIEMENS AG	EUR	2.10%	180.42	0.93	2.61	-0.51	9.19	46.14
SKANDINAVISKA ENSKILDA BANKEN AB	SEK	1.81%	149.60	0.14	7.69	-4.78	5.54	5.54
SWEDBANK AB	SEK	1.88%	214.90	0.08	7.05	-1.37	3.71	3.71
SWISS LIFE HOLDING AG	CHF	2.12%	711.60	0.65	4.64	1.13	27.10	33.04
SWISS RE AG	CHF	2.06%	111.75	0.47	5.56	-3.92	24.54	22.87
SWISSCOM AG	CHF	2.08%	559.00	0.22	3.94	1.52	14.08	10.17
TELEFONICA SA	EUR	2.05%	4.33	0.14	6.92	-1.43	6.88	6.88
TELENOR ASA	NOK	1.99%	131.40	0.43	7.23	-0.04	14.86	21.71
TOTALENERGIES SE	EUR	1.90%	60.27	-0.22	5.08	3.03	-9.85	-9.85
UNILEVER PLC	GBP	1.99%	4,762.00	0.58	3.09	-1.79	33.58	28.47
UPM-KYMMENE OYJ	EUR	1.87%	28.96	-0.16	5.18	-3.69	-12.98	-7.06
VOLKSWAGEN AG	EUR	1.76%	97.05	-0.05	9.27	-3.24	-12.46	-5.82

The format and content of this report may not be modified or altered (including, but not limited to, via deletion or addition) in any way. The report has been prepared for information purposes only and does not constitute an offer, investment recommendation, personal advice or solicitation to purchase financial instruments and does not offer or promote any form of investment.

### 30% - Lapis (DA) US Top 50 DY

Issuer	Currency	Weight	Price Close	Contribution 1 YR	Dividend Yield	TR MTD	TR YTD	TR 1Y
<b>Lapis (DA) US Top 50 DY</b>		<b>100.00%</b>			<b>3.55</b>	<b>2.13</b>	<b>23.91</b>	<b>41.30</b>
3M CO	USD	1.85%	124.75	1.29	2.24	-5.97	41.75	68.74
ABBOTT LABORATORIES	USD	2.03%	114.22	0.47	1.93	3.72	7.96	21.71
ABBVIE INC	USD	1.92%	187.85	0.66	3.30	-1.20	28.18	31.06
ALTRIA GROUP INC	USD	1.97%	49.71	0.53	8.21	0.35	33.97	23.90
AMERICAN ELECTRIC POWER COMPANY INC	USD	1.93%	98.19	0.68	3.58	-1.39	27.07	32.74
AMGEN INC	USD	1.99%	316.98	0.31	2.84	1.36	12.67	12.67
AT&T INC	USD	2.01%	21.83	0.97	5.08	3.58	40.91	49.18
BANK OF AMERICA CORP	USD	2.13%	41.89	1.25	2.48	8.78	29.40	64.71
BANK OF NEW YORK MELLON CORP	USD	2.12%	75.20	1.50	2.50	8.49	51.60	82.50
BROADCOM INC	USD	2.03%	173.00	1.85	1.23	3.34	59.74	102.05
CHEVRON CORP	USD	2.07%	150.81	-0.01	4.32	5.51	6.42	-1.36
CIGNA GROUP	USD	1.85%	316.85	0.12	1.77	-5.76	9.23	3.64
CISCO SYSTEMS INC	USD	2.12%	55.74	0.20	2.87	8.74	8.74	8.74
CITIGROUP INC	USD	1.99%	61.76	-0.01	3.63	1.65	-0.87	-0.87
COCA-COLA CO	USD	1.88%	66.92	0.45	2.90	-4.05	18.45	20.13
CONAGRA BRANDS INC	USD	1.83%	29.43	0.20	4.76	-6.75	8.42	8.70
CVS HEALTH CORP	USD	1.82%	56.49	-0.14	4.71	-6.38	-6.38	-6.38
EDISON INTERNATIONAL	USD	1.95%	83.91	0.73	3.72	0.19	23.49	35.12
EXTRA SPACE STORAGE INC	USD	1.87%	166.40	1.22	3.89	-4.85	9.15	64.40
EXXON MOBIL CORP	USD	2.06%	119.49	0.31	3.18	5.03	25.01	11.31
FEDEX CORP	USD	2.01%	272.12	0.38	2.03	2.45	11.40	15.35
FORD MOTOR CO	USD	2.12%	11.07	0.19	5.42	8.01	8.01	8.01
GOLDMAN SACHS GROUP INC	USD	2.09%	512.60	1.35	2.34	6.68	38.10	73.44

The format and content of this report may not be modified or altered (including, but not limited to, via deletion or addition) in any way. The report has been prepared for information purposes only and does not constitute an offer, investment recommendation, personal advice or solicitation to purchase financial instruments and does not offer or promote any form of investment.

Issuer	Currency	Weight	Price Close	Contribution 1 YR	Dividend Yield	TR MTD	TR YTD	TR 1Y
HOME DEPOT INC	USD	1.99%	398.91	0.87	2.26	1.44	19.63	42.38
HP INC	USD	2.08%	36.88	0.93	2.99	5.94	28.14	43.25
INTERNATIONAL BUSINESS MACHINES CORP	USD	1.96%	214.67	1.20	3.11	0.05	37.61	59.13
JOHNSON & JOHNSON	USD	2.01%	160.88	0.16	3.08	2.29	7.15	7.03
JPMORGAN CHASE & CO	USD	2.13%	222.31	1.14	2.25	9.28	36.45	58.43
KEYCORP	USD	2.06%	17.04	1.49	4.81	4.82	25.75	79.99
LYONDELLBASELL INDUSTRIES NV	USD	1.84%	87.50	-0.30	5.92	-5.99	-12.37	-12.37
M&T BANK CORP	USD	2.19%	192.57	1.34	2.80	11.40	47.10	74.82
MERCK & CO INC	USD	1.85%	103.98	0.09	2.96	-5.65	-0.87	0.67
MICROCHIP TECHNOLOGY INC	USD	1.92%	76.29	-0.05	2.38	-2.10	-2.10	-2.10
NORFOLK SOUTHERN CORP	USD	2.04%	251.09	0.77	2.15	4.11	10.14	35.24
ONEOK INC	USD	2.14%	96.66	1.00	4.10	9.29	45.90	50.33
PEPSICO INC	USD	2.04%	171.79	0.15	3.16	4.09	5.57	6.64
PHILIP MORRIS INTERNATIONAL INC	USD	2.16%	129.86	0.98	4.16	10.22	46.20	48.48
PNC FINANCIAL SERVICES GROUP INC	USD	2.03%	185.82	1.29	3.44	4.45	27.17	69.58
PROLOGIS INC	USD	1.88%	117.54	0.43	3.27	-4.09	-7.94	19.87
PRUDENTIAL FINANCIAL INC	USD	2.06%	123.46	0.84	4.21	5.05	25.66	41.70
PUBLIC STORAGE	USD	1.87%	336.34	0.42	3.57	-4.76	17.78	17.78
REALTY INCOME CORP	USD	1.95%	61.31	0.62	5.16	0.03	13.56	28.67
REGIONS FINANCIAL CORP	USD	2.04%	23.50	1.24	4.26	3.79	28.23	71.74
STATE STREET CORP	USD	2.07%	90.38	0.86	3.36	6.19	22.25	43.01
T ROWE PRICE GROUP INC	USD	2.07%	111.33	0.46	4.46	5.31	9.00	21.72
TARGET CORP	USD	1.96%	151.16	0.89	2.96	-0.07	10.56	38.10
TEXAS INSTRUMENTS INC	USD	2.03%	206.93	0.91	2.51	3.22	26.49	47.08
TRUIST FINANCIAL CORP	USD	2.02%	42.63	1.13	4.88	2.70	22.59	57.90
US BANCORP	USD	2.11%	47.74	1.13	4.19	7.57	16.41	56.05
VERIZON COMMUNICATIONS INC	USD	1.86%	41.38	0.62	6.55	-3.56	19.43	28.08

The format and content of this report may not be modified or altered (including, but not limited to, via deletion or addition) in any way. The report has been prepared for information purposes only and does not constitute an offer, investment recommendation, personal advice or solicitation to purchase financial instruments and does not offer or promote any form of investment.

## 20% - Lapis (DA) Swiss Top 25 DY

Issuer	Currency	Weight	Price Close	Contribution 1 YR	Dividend Yield	TR MTD	TR YTD	TR 1Y
<b>Lapis (DA) Swiss Top 25 DY</b>		<b>100.00%</b>			<b>3.85</b>	<b>0.42</b>	<b>15.46</b>	<b>26.89</b>
ABB LTD	CHF	3.94%	48.75	2.52	1.78	-0.15	32.20	68.64
ADECCO GROUP AG	CHF	3.69%	28.00	-0.33	8.93	-2.38	-27.26	-9.22
ALLREAL HOLDING AG	CHF	3.94%	156.40	0.42	4.48	-1.18	10.00	10.00
BALOISE HOLDING AG	CHF	4.36%	174.20	1.72	4.42	1.33	38.23	44.72
BANQUE CANTONALE VAUDOISE	CHF	3.75%	88.70	-0.31	4.85	1.89	-15.37	-7.35
BASLER KANTONALBANK	CHF	4.01%	67.00	0.21	4.85	2.17	5.14	5.14
BELIMO HOLDING AG	CHF	4.27%	576.00	2.05	1.48	-4.23	25.40	53.73
BKW AG	CHF	3.90%	156.80	0.26	2.17	2.56	6.51	5.04
COMPAGNIE FINANCIERE RICHEMONT SA	CHF	3.78%	128.45	1.05	2.14	-3.67	12.52	24.06
DKSH HOLDING AG	CHF	3.63%	63.30	0.76	3.55	-5.49	11.34	17.60
EFG INTERNATIONAL AG	CHF	3.75%	11.98	0.78	4.59	5.81	17.24	17.24
GEBERIT AG	CHF	3.64%	517.20	1.25	2.46	-5.89	-2.43	28.72
HELVETIA HOLDING AG	CHF	4.53%	150.70	1.33	4.18	3.57	35.53	33.52
JULIUS BAER GRUPPE AG	CHF	4.46%	54.32	0.45	4.79	7.08	20.23	8.11
NESTLE SA	CHF	3.74%	84.54	-0.48	3.55	-0.16	-11.34	-10.60
NOVARTIS AG	CHF	3.95%	98.66	0.83	3.34	1.90	19.52	20.46
ROCHE HOLDING AG	CHF	3.88%	281.20	1.11	3.41	4.27	18.67	24.48
SGS SA	CHF	3.76%	91.56	1.16	3.49	-2.62	29.86	28.76
SULZER AG	CHF	4.09%	135.60	3.21	2.77	-1.69	61.74	92.43
SWISS LIFE HOLDING AG	CHF	4.17%	711.60	1.28	4.64	1.13	27.10	33.04
SWISS PRIME SITE AG	CHF	4.24%	94.55	0.68	3.60	0.02	16.12	16.12
SWISS RE AG	CHF	4.07%	111.75	0.93	5.56	-3.92	24.54	22.87
SWISSCOM AG	CHF	4.10%	559.00	0.41	3.94	1.52	14.08	10.17

The format and content of this report may not be modified or altered (including, but not limited to, via deletion or addition) in any way. The report has been prepared for information purposes only and does not constitute an offer, investment recommendation, personal advice or solicitation to purchase financial instruments and does not offer or promote any form of investment.

<b>Issuer</b>	<b>Currency</b>	<b>Weight</b>	<b>Price Close</b>	<b>Contribution 1 YR</b>	<b>Dividend Yield</b>	<b>TR MTD</b>	<b>TR YTD</b>	<b>TR 1Y</b>
UBS GROUP AG	CHF	4.12%	27.87	1.44	2.29	7.31	8.59	34.72
ZURICH INSURANCE GROUP AG	CHF	4.24%	518.80	1.19	5.01	2.11	23.68	29.95

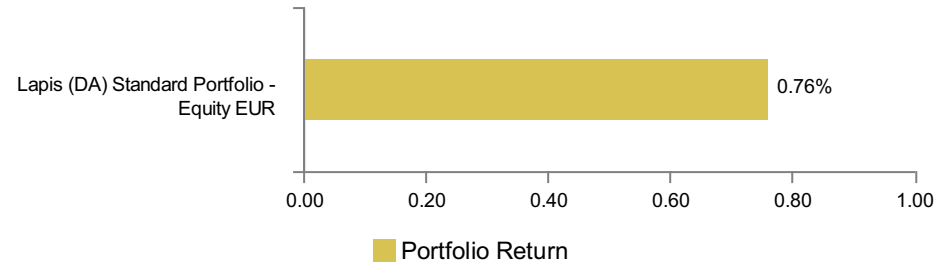
---

The format and content of this report may not be modified or altered (including, but not limited to, via deletion or addition) in any way. The report has been prepared for information purposes only and does not constitute an offer, investment recommendation, personal advice or solicitation to purchase financial instruments and does not offer or promote any form of investment.

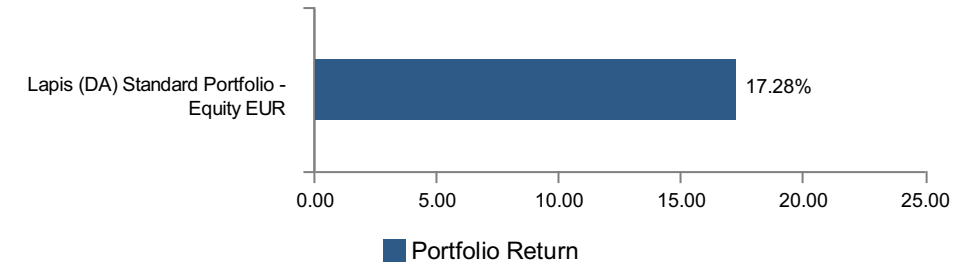
---



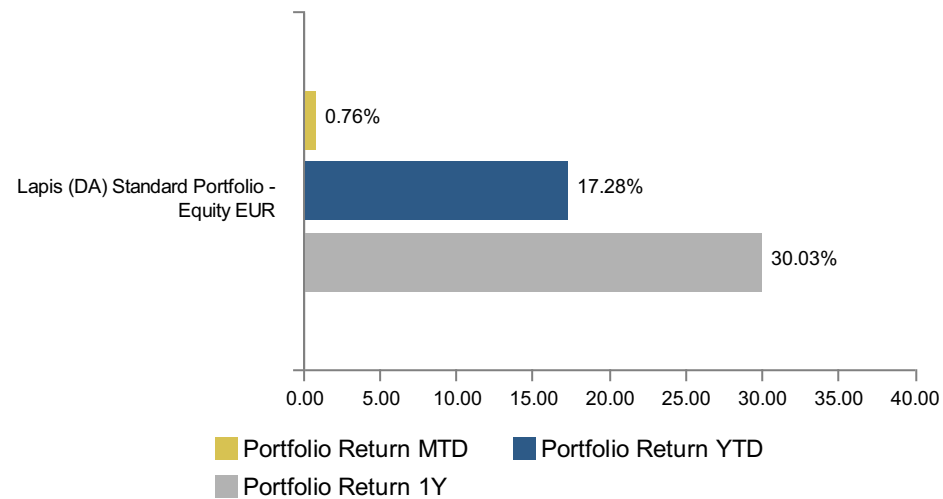
### Total Return MTD (%)



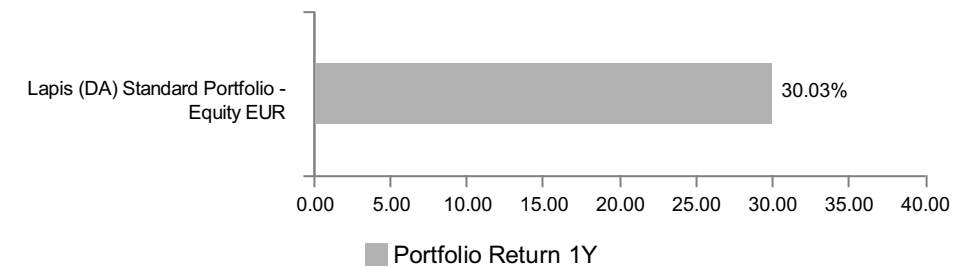
### Total Return YTD (%)



### Total Return MTD, YTD, and 1Y (%)

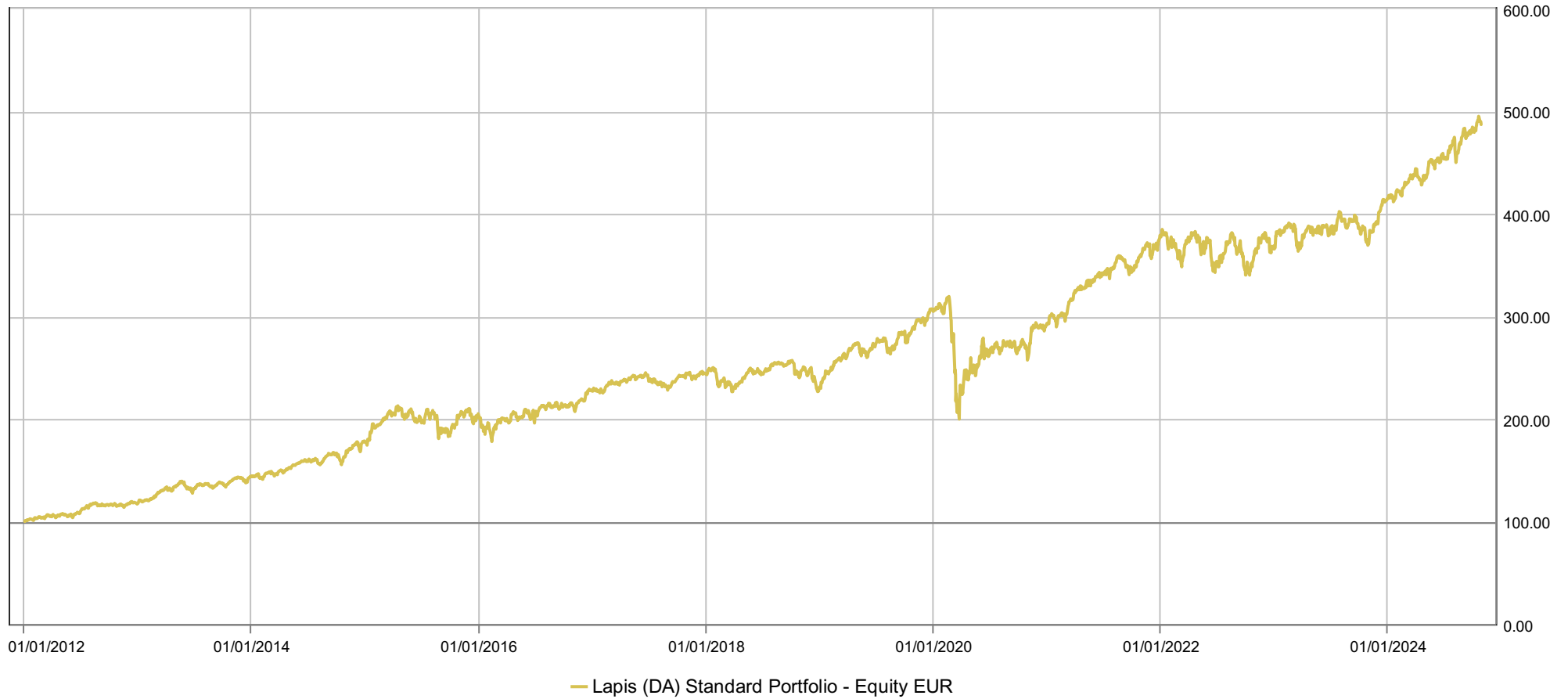


### Total Return 1Y (%)



The format and content of this report may not be modified or altered (including, but not limited to, via deletion or addition) in any way. The report has been prepared for information purposes only and does not constitute an offer, investment recommendation, personal advice or solicitation to purchase financial instruments and does not offer or promote any form of investment.

Portfolio Rebased to € 100 (02/01/2012 - 25/10/2024)

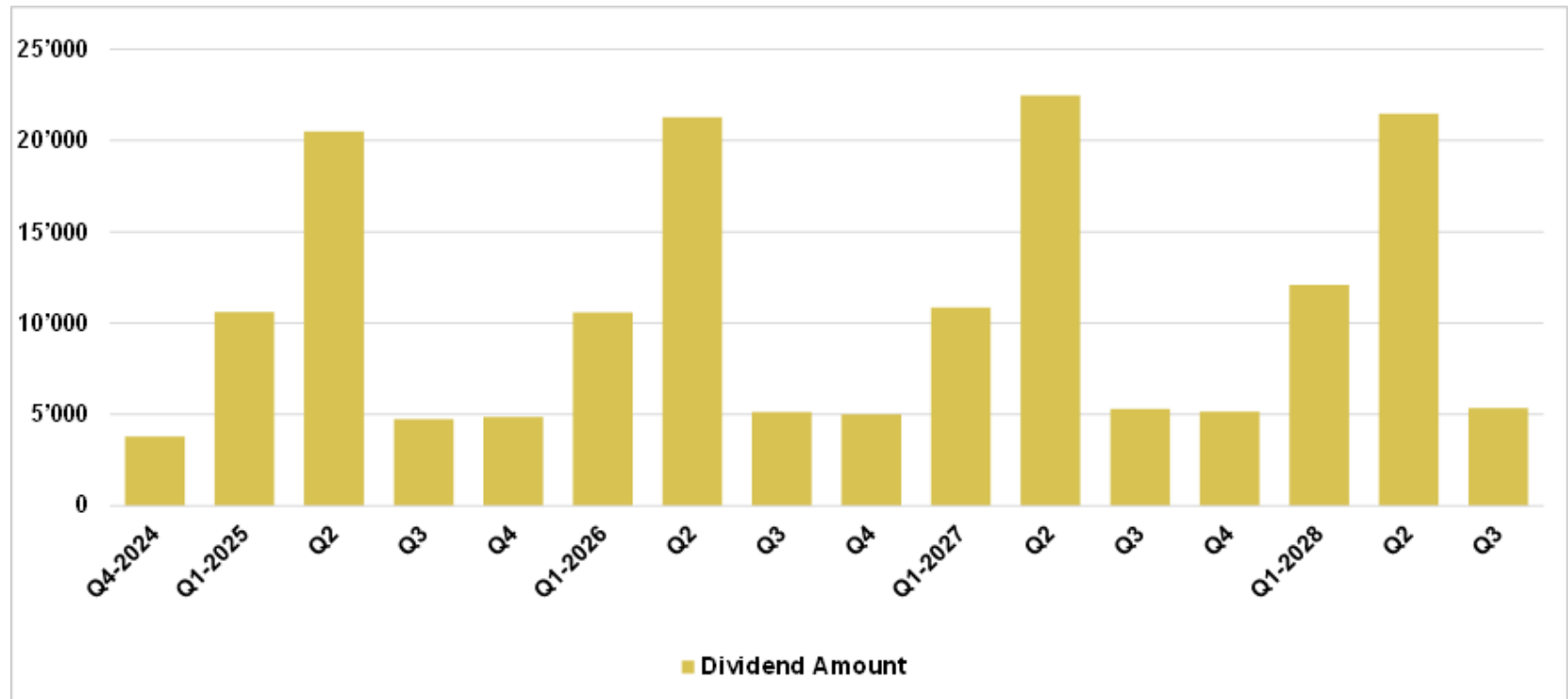


The format and content of this report may not be modified or altered (including, but not limited to, via deletion or addition) in any way. The report has been prepared for information purposes only and does not constitute an offer, investment recommendation, personal advice or solicitation to purchase financial instruments and does not offer or promote any form of investment.

## Cash Flow Summary

Period	Dividend Amount
Q4-2024	3'791.77
Q1-2025	10'609.68
Q2-2025	20'479.59
Q3-2025	4'736.76
Q4-2025	4'861.87
Q1-2026	10'584.42
Q2-2026	21'271.43
Q3-2026	5'148.27
Q4-2026	4'997.59
Q1-2027	10'859.80
Q2-2027	22'466.48
Q3-2027	5'313.22
Q4-2027	5'164.57
Q1-2028	12'106.47
Q2-2028	21'468.16
Q3-2028	5'342.03

Year	Total Amount
2024	3'792
2025	40'688
2026	42'002
2027	43'804



The format and content of this report may not be modified or altered (including, but not limited to, via deletion or addition) in any way. The report has been prepared for information purposes only and does not constitute an offer, investment recommendation, personal advice or solicitation to purchase financial instruments and does not offer or promote any form of investment.

# Contact Details



## LAPIS ASSET MANAGEMENT LTD

Via Emilio Bossi 6, CH-6900 Lugano, Switzerland

Tel: +41 91 971 16 93, [info@lapis.finance](mailto:info@lapis.finance), [www.lapis.finance](http://www.lapis.finance)





# Disclaimers

- This document is issued and approved by LAPIS Asset Management Ltd (regulated by the Swiss Association of Asset Managers).
- The following information is important and you should read thoroughly if you are unclear at any time as to the purpose of this document.
- Although information in this document has been obtained from sources believed to be reliable, Lapis Asset Management Limited does not represent or warrant its accuracy, and such information may be incomplete or condensed.
- All estimates and opinions in this document constitute our judgment as of the date of the document and may be subject to change without notice.
- Lapis Asset Management Limited will not be responsible for the consequences of reliance upon any opinion or statement contained herein or for any omission.
- This document is for the use of Lapis Asset Management Limited and registered Associates and may not be reproduced or disclosed (in whole or in part) to any other person without our prior written permission.
- The value of investments and the income derived from them can fall as well as rise, and past performance does not guarantee or predict future performance.
- Investment products may be subject to investment risks, involving but not limited to currency exchange, market risks, counterparty risks, fluctuations in value and, where applicable, possible loss of principal invested.
- The manner in which this document is distributed may be restricted by regulation or law in certain countries and persons who come into possession of this document should inform themselves of and observe any restrictions.
- This document does not constitute an offer to sell, solicit or offer to buy any investment product, and is not intended to be a final representation of the terms and conditions of any product.
- The investments mentioned in this document may not be suitable for all recipients and you should seek professional advice if you have any doubts.
- Clients should obtain legal advice and taxation advice suitable to their particular circumstances.
- Clients understand that equity investing can be a risky endeavour and none of the Lapis group companies can be held liable for losses incurred in the course of investing on behalf of clients