



LSEG DATA &
ANALYTICS

LAPIS
ASSET MANAGEMENT

Portfolio Summary for Lapis Asset Management AG



Portfolio Summary

Portfolio Information

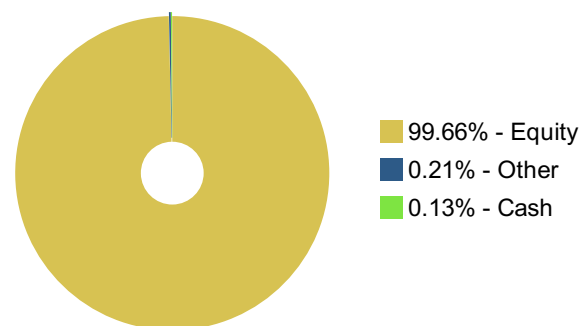
Initial Portfolio Composition (on 1.1.2015)

Portfolio Name	DA_USD Div Reinv ETF Mandate	50% - SPDR S&P 500 ETF Trust
Portfolio Value	100,000	50% - Vanguard Total World ETF
Last Update	21/10/2024	
Currency	USD	

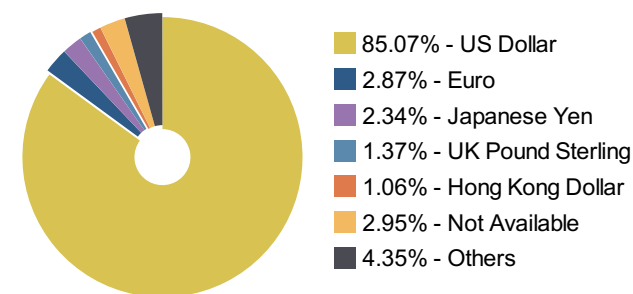
Summary Characteristics

	Portfolio
Dividend Yield	1.17
Median Market Cap	299.95 B

Asset Allocation



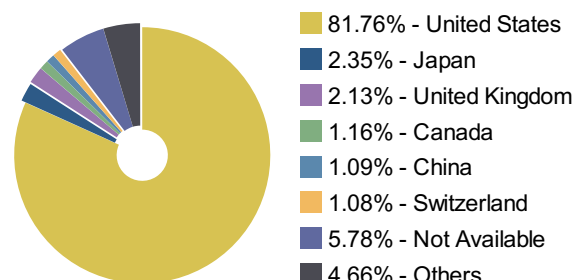
Currency Allocation



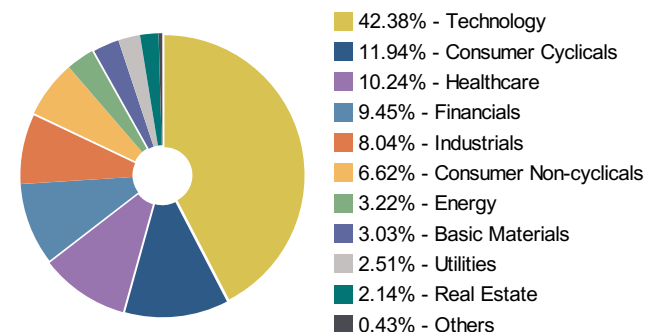
Portfolio Composition

Issue Name	Portfolio Weight
Invesco QQQ Trust, Series 1	16.77%
SPDR S&P 500 ETF Trust	42.69%
Vanguard Total World Stock Inde..	40.54%

Country Allocation



Sector Allocation



The format and content of this report may not be modified or altered (including, but not limited to, via deletion or addition) in any way. The report has been prepared for information purposes only and does not constitute an offer, investment recommendation, personal advice or solicitation to purchase financial instruments and does not offer or promote any form of investment.

Portfolio Main View

Issue Name	Currency	Weight	Price Close	TER	Dividend Yield	Contribution 1 YR	TR MTD	TR YTD	TR 1Y
DA_USD Div Reinv ETF Mandate		100.00%			1.17		1.07	21.09	38.19
Invesco QQQ Trust, Series 1	USD	16.77%	495.42	0.20	0.55	31.50	1.51	21.50	40.74
SPDR S&P 500 ETF Trust	USD	42.69%	583.63	0.09	1.20	100.61	1.72	23.95	40.45
Vanguard Total World Stock Index Fu...	USD	40.54%	119.95	0.07	1.39	73.67	0.21	18.06	34.84

The format and content of this report may not be modified or altered (including, but not limited to, via deletion or addition) in any way. The report has been prepared for information purposes only and does not constitute an offer, investment recommendation, personal advice or solicitation to purchase financial instruments and does not offer or promote any form of investment.

Portfolio Main View as of 21/10/2024

Issue Name	# of Shares	Value	Price - Close	Portfolio Weight
DA_USD Div Reinv ETF Mandate		100,000.00		100.00%
Invesco QQQ Trust, Series 1	33.86	16,773.78	495.42	16.77%
Vanguard Total World Stock Index Fund;ETF	337.94	40,535.82	119.95	40.54%
SPDR S&P 500 ETF Trust	73.15	42,690.41	583.63	42.69%

Top 5 Exposures As Of 21/10/2024

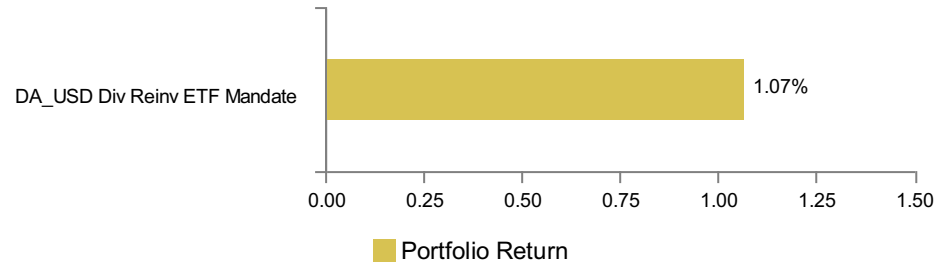
Issue Name	Name	# of Shares	Value	Price - Close	Portfolio Weight
AAPL.OQ	Apple Ord	26.19	6,194.08	236.48	6.19%
SPY.P	SPDR S&P 500 ETF Trust	13.12	3,102.55		3.10%
VT.P	Vanguard Total World Stock Index Fund;ETF	6.67	1,577.90		1.58%
QQQ.OQ	Invesco QQQ Trust, Series 1	6.40	1,513.62		1.51%
NVDA.OQ	NVIDIA Ord Shs	42.35	6,085.45	143.71	6.09%
SPY.P	SPDR S&P 500 ETF Trust	21.23	3,050.79		3.05%
VT.P	Vanguard Total World Stock Index Fund;ETF	10.79	1,550.52		1.55%
QQQ.OQ	Invesco QQQ Trust, Series 1	10.33	1,484.14		1.48%
MSFT.OQ	Microsoft Ord Shs	12.96	5,428.52	418.78	5.43%
SPY.P	SPDR S&P 500 ETF Trust	6.41	2,686.43		2.69%
VT.P	Vanguard Total World Stock Index Fund;ETF	3.42	1,431.50		1.43%
QQQ.OQ	Invesco QQQ Trust, Series 1	3.13	1,310.59		1.31%
AMZN.OQ	Amazon Com Ord Shs	16.73	3,163.04	189.07	3.16%

The format and content of this report may not be modified or altered (including, but not limited to, via deletion or addition) in any way. The report has been prepared for information purposes only and does not constitute an offer, investment recommendation, personal advice or solicitation to purchase financial instruments and does not offer or promote any form of investment.

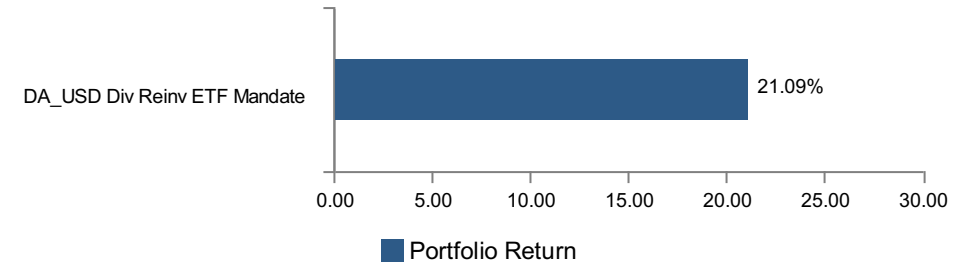
Issue Name	Name	# of Shares	Value	Price - Close	Portfolio Weight
SPY.P	SPDR S&P 500 ETF Trust	8.06	1,524.04		1.52%
QQQ.OQ	Invesco QQQ Trust, Series 1	4.42	835.38		0.84%
VT.P	Vanguard Total World Stock Index Fund;ETF	4.25	803.63		0.80%
META.OQ	Meta Platforms Ord Shs Class A	4.35	2,503.37	575.16	2.50%
SPY.P	SPDR S&P 500 ETF Trust	1.89	1,084.73		1.08%
QQQ.OQ	Invesco QQQ Trust, Series 1	1.46	841.76		0.84%
VT.P	Vanguard Total World Stock Index Fund;ETF	1.00	576.88		0.58%

The format and content of this report may not be modified or altered (including, but not limited to, via deletion or addition) in any way. The report has been prepared for information purposes only and does not constitute an offer, investment recommendation, personal advice or solicitation to purchase financial instruments and does not offer or promote any form of investment.

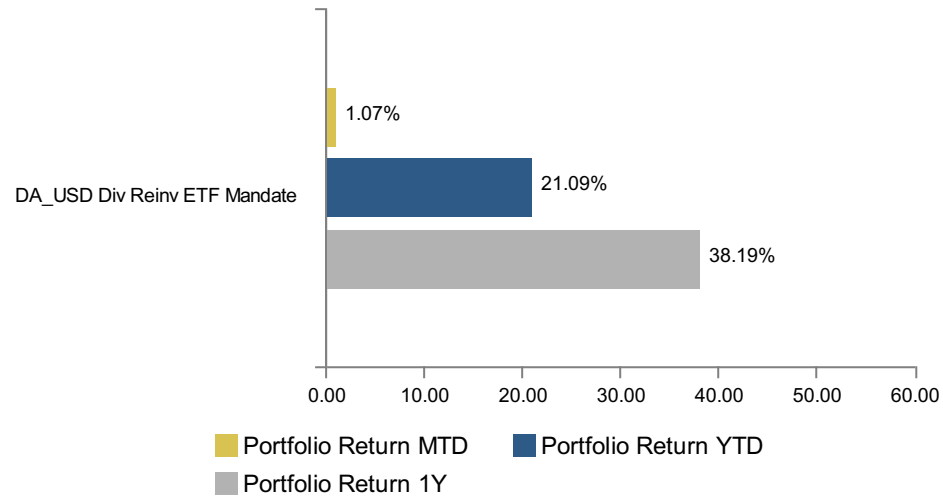
Total Return MTD (%)



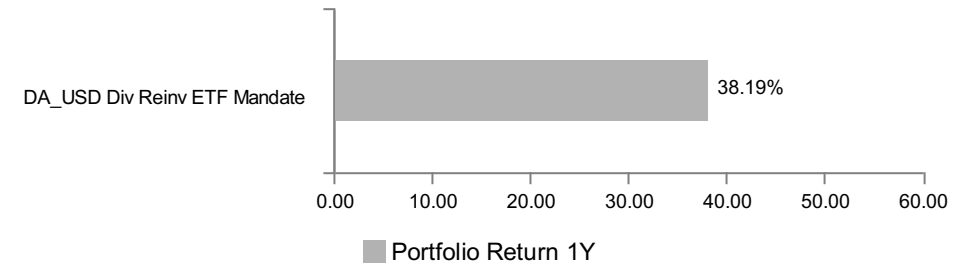
Total Return YTD (%)



Total Return MTD, YTD, and 1Y (%)

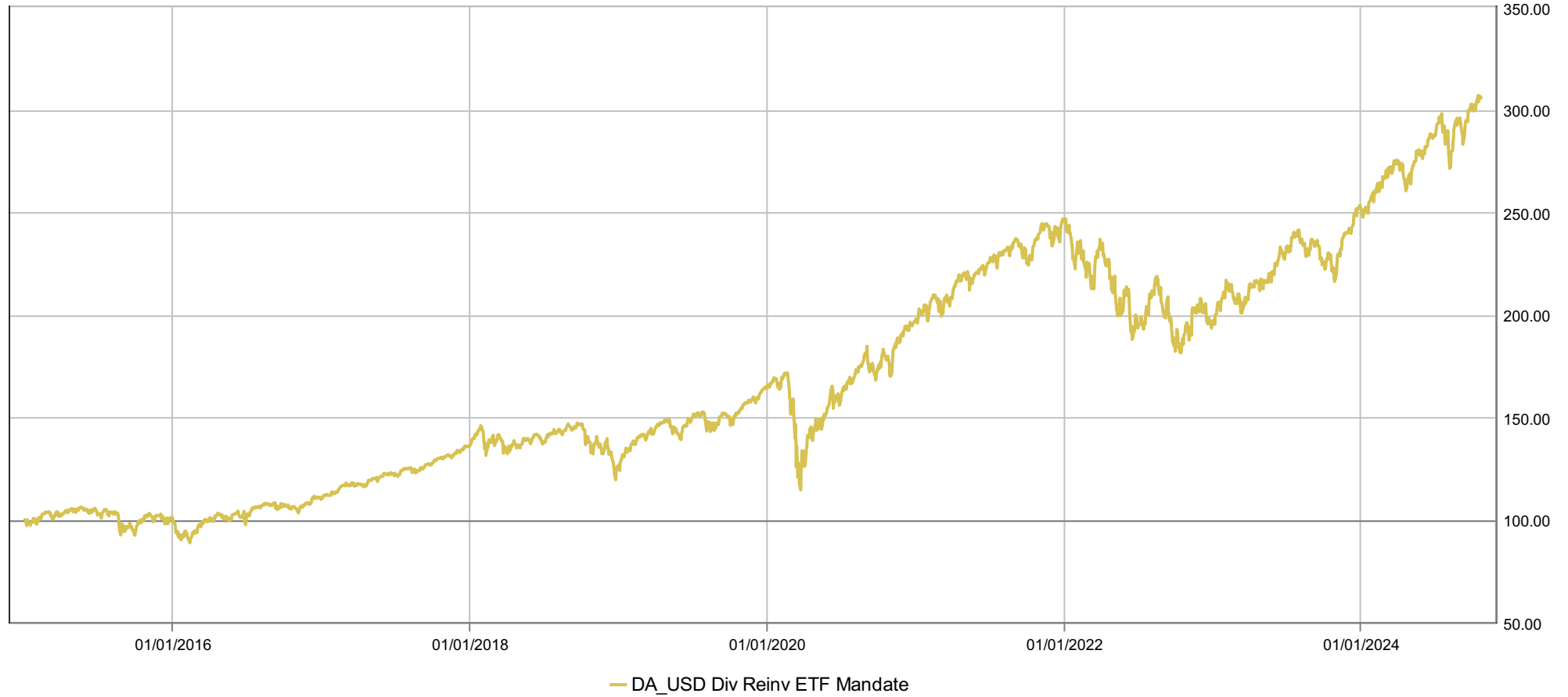


Total Return 1Y (%)



The format and content of this report may not be modified or altered (including, but not limited to, via deletion or addition) in any way. The report has been prepared for information purposes only and does not constitute an offer, investment recommendation, personal advice or solicitation to purchase financial instruments and does not offer or promote any form of investment.

Portfolio Rebased to \$ 100 (01/01/2015 - 21/10/2024)



The format and content of this report may not be modified or altered (including, but not limited to, via deletion or addition) in any way. The report has been prepared for information purposes only and does not constitute an offer, investment recommendation, personal advice or solicitation to purchase financial instruments and does not offer or promote any form of investment.

Cash Flow Summary

Period	Dividend Amount
Q4-2024	387.57
Q1-2025	206.47
Q2-2025	339.47
Q3-2025	252.99
Q4-2025	410.11
Q1-2026	206.47
Q2-2026	339.47
Q3-2026	252.99
Q4-2026	410.11
Q1-2027	206.47
Q2-2027	339.47
Q3-2027	252.99
Q4-2027	410.11
Q1-2028	206.47
Q2-2024	339.47
Q3-2024	252.99

Year	Total Amount
2024	388
2025	1'209
2026	1'209
2027	1'209



The format and content of this report may not be modified or altered (including, but not limited to, via deletion or addition) in any way. The report has been prepared for information purposes only and does not constitute an offer, investment recommendation, personal advice or solicitation to purchase financial instruments and does not offer or promote any form of investment.

Contact Details



LAPIS ASSET MANAGEMENT LTD

Via Emilio Bossi 6, CH-6900 Lugano, Switzerland

Tel: +41 91 971 16 93, info@lapis.finance, www.lapis.finance



Disclaimers

- This document is issued and approved by LAPIS Asset Management Ltd (regulated by the Swiss Association of Asset Managers).
- The following information is important and you should read thoroughly if you are unclear at any time as to the purpose of this document.
- Although information in this document has been obtained from sources believed to be reliable, Lapis Asset Management Limited does not represent or warrant its accuracy, and such information may be incomplete or condensed.
- All estimates and opinions in this document constitute our judgment as of the date of the document and may be subject to change without notice.
- Lapis Asset Management Limited will not be responsible for the consequences of reliance upon any opinion or statement contained herein or for any omission.
- This document is for the use of Lapis Asset Management Limited and registered Associates and may not be reproduced or disclosed (in whole or in part) to any other person without our prior written permission.
- The value of investments and the income derived from them can fall as well as rise, and past performance does not guarantee or predict future performance.
- Investment products may be subject to investment risks, involving but not limited to currency exchange, market risks, counterparty risks, fluctuations in value and, where applicable, possible loss of principal invested.
- The manner in which this document is distributed may be restricted by regulation or law in certain countries and persons who come into possession of this document should inform themselves of and observe any restrictions.
- This document does not constitute an offer to sell, solicit or offer to buy any investment product, and is not intended to be a final representation of the terms and conditions of any product.
- The investments mentioned in this document may not be suitable for all recipients and you should seek professional advice if you have any doubts.
- Clients should obtain legal advice and taxation advice suitable to their particular circumstances.
- Clients understand that equity investing can be a risky endeavour and none of the Lapis group companies can be held liable for losses incurred in the course of investing on behalf of clients