



Deloitte Approved - Lapis Global Family Owned 50 DY Index

November 30, 2021

Description

The Lapis Global Family Owned 50 Dividend Yield Index is composed of 50 worldwide equally weighted family-controlled companies with a market capitalization greater than USD 5 billion and with uninterrupted and continuously increasing dividend payments over the last 10 years. The Index is re-balanced on a quarterly basis (end of March, June, September, and December).

This Lapis equity index is suitable for investors who are seeking a reliable income stream from family owned or controlled businesses. In the past, family owned companies have often outperformed the general equity market. The main reasons for this success are the conservative capital structure, the superior corporate culture and the long-term perspective in corporate decision-making.

Index Facts

Weighting Method	Equal weighted
Rebalancing Frequency	Quarterly: end of March, June, September, December
Calculation Frequency	Daily
Calculation Currency	USD
Launch Date	01.01.2007
Initial Price	USD 100.-
Nav 30.11.2021	USD 426.45

Sector Breakdown

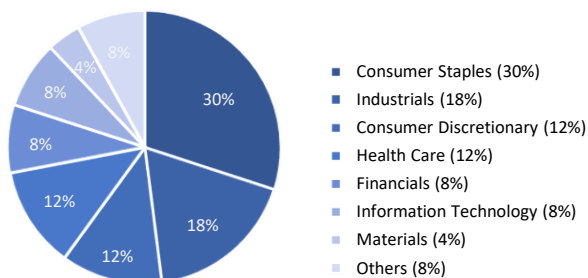
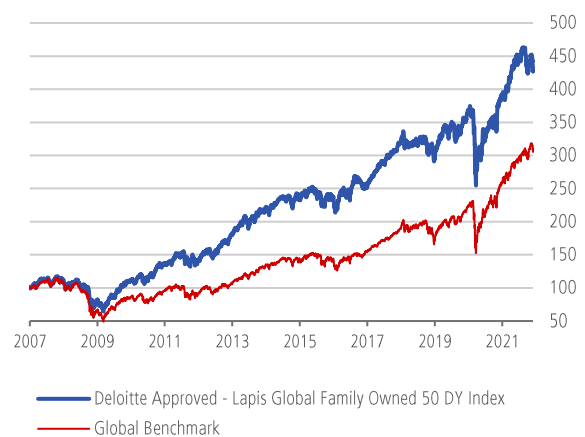


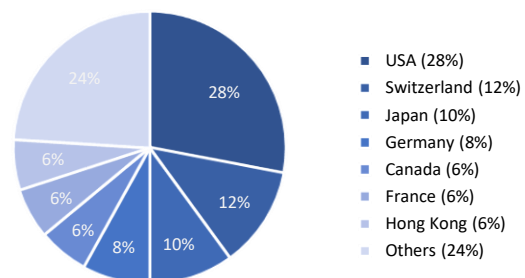
Chart since inception



Performance

	2012	2013	2014	2015	2016
Index	27.07%	23.64%	7.45%	-1.33%	7.08%
Benchmark	16.54%	27.36%	5.50%	-0.32%	8.15%
	2017	2018	2019	2020	YTD
Index	27.19%	-7.45%	23.79%	6.37%	8.91%
Benchmark	23.07%	-8.20%	28.40%	16.50%	17.30%
	1 year	3 years	p.a. 3 years	p.a. since inception	
Index	12.56%	36.02%	10.79%	11.75%	
Benchmark	22.31%	62.18%	17.47%	12.94%	

Country Breakdown



Market Ratios

		2012	2013	2014	2015	2016	2017	2018	2019	2020
P/E	DA - Lapis Global Family Owned 50 DY	15,95	15,67	18,25	14,52	16,96	15,57	12,27	15,65	25,21
	Benchmark	15,87	19,32	17,87	20,07	21,91	21,47	15,64	20,60	33,22
P/S	DA - Lapis Global Family Owned 50 DY	1,10	1,42	1,39	1,40	1,39	1,66	1,25	1,19	1,57
	Benchmark	1,08	1,35	1,40	1,49	1,54	1,75	1,47	1,79	2,20
Jensen Alpha	DA - Lapis Global Family Owned 50 DY	10,3 %	-1,4 %	3,2 %	-1,1 %	-0,1 %	6,8 %	-3,1 %	19,5 %	-4,8 %
Volatility	DA - Lapis Global Family Owned 50 DY	12,0 %	10,4 %	7,8 %	11,5 %	12,7 %	6,2 %	9,7 %	9,5 %	22,90 %
	Benchmark	12,7 %	9,8 %	9,1 %	13,2 %	12,8 %	5,8 %	12,9 %	10,3 %	29,49 %
Dividend Yield	DA - Lapis Global Family Owned 50 DY	2,55 %	2,47 %	2,35 %	2,81 %	2,66 %	3,01 %	3,69 %	3,05 %	2,65 %
	Benchmark	2,84 %	2,41 %	2,49 %	2,58 %	2,49 %	2,32 %	2,73 %	2,36 %	1,82 %

Constituents



Disclaimer

The information provided in this document constitutes marketing material.

The document has been prepared for information purposes only and does not constitute an offer, investment recommendation, personal advice or solicitation to purchase financial instruments and does not offer or promote any form of investment. This document does not constitute investment advice on financial instruments and therefore the information made available in this document should not be construed as a recommendation or invitation to invest.

The presentation has been prepared with the utmost care and attention; however, errors cannot be excluded. LAPIS Asset Management SA excludes any liability that may result from incorrect or outdated information.

The information, estimates and projections contained in this document are necessarily based on current market conditions, which may change significantly in the short term. Therefore, changes and events occurring after the date of the document could affect the validity of the conclusions contained in the document. LAPIS Asset Management SA assumes no obligation to update and/or revise the document or the information and data on which it is based.

For further information in relations to financial instruments reported in the present document/mail please refer to the official product documentation.