

Deloitte Approved - Lapis Global Top 50 Dividend Yield Index

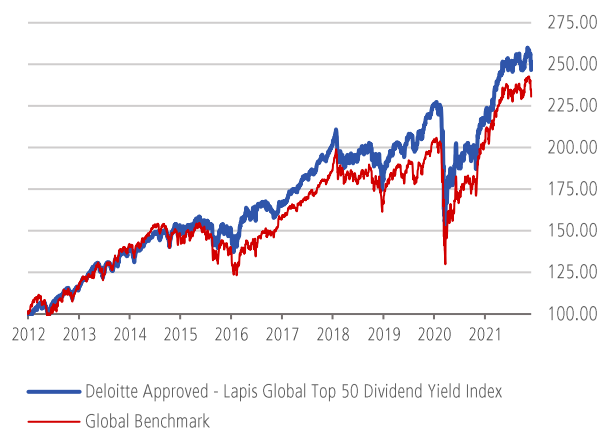
November 30, 2021

Description

Lapis Global Top 50 Dividend Yield Index is composed of 50 worldwide equally weighted stocks with a minimum of USD 25 billion of market capitalization and with uninterrupted and continuously increasing dividend payments over the last 25 years. The Index is rebalanced on a quarterly basis (end of March, June, September and December).

The Lapis Global Top 50 DY Index is suitable for investors who are seeking a reliable income stream and wish to participate in the performance of the largest international companies with a proven track record over decades. This rather defensive equity index has a lower volatility than the global stock market, which is particularly advantageous in a difficult market environment.

Chart since inception



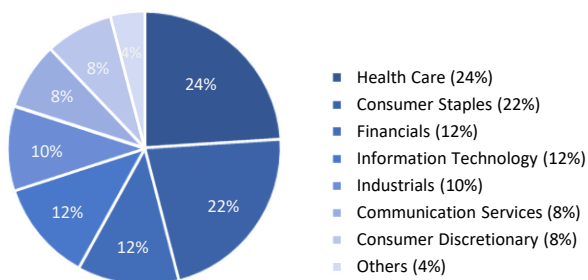
Index Facts

Weighting Method	Equal weighted
Rebalancing Frequency	Quarterly: end of March, June, September, December
Calculation Frequency	Daily
Calculation Currency	USD
Launch Date	01.01.2012
Initial Price	USD 100.-
Nav 30.11.2021	USD 246.57

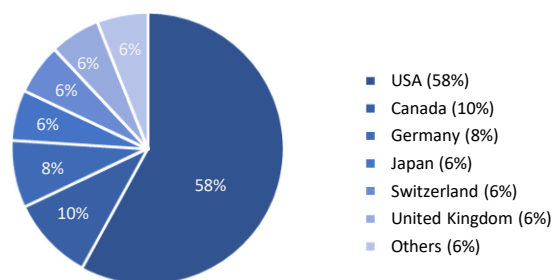
Performance

	2012	2013	2014	2015	2016
Index	14.67%	21.85%	8.38%	-1.17%	10.55%
Benchmark	15.60%	22.96%	3.30%	-5.63%	13.29%
	2017	2018	2019	2020	YTD
Index	21.72%	-10.00%	24.32%	-3.59%	13.48%
Benchmark	18.59%	-9.70%	21.35%	0.07%	12.96%
	1 year	3 years	p.a. 3 years	p.a. since inception	
Index	16.87%	26.01%	8.00%	9.53%	
Benchmark	17.57%	27.48%	8.42%	8.79%	

Sector Breakdown



Country Breakdown



Market Ratios

		2012	2013	2014	2015	2016	2017	2018	2019	2020
P/E	DA - Lapis Global Top 50 DY Index	14,45	16,07	16,71	17,83	21,06	22,51	14,81	16,96	19,08
	Benchmark	15,42	16,78	17,22	19,45	20,91	20,48	14,98	19,75	31,97
P/S	DA - Lapis Global Top 50 DY Index	12,75	15,01	16,34	16,29	16,50	17,48	13,18	14,88	14,72
	Benchmark	12,19	14,20	14,94	15,16	15,62	16,23	13,01	16,33	19,85
Jensen Alpha	DA - Lapis Global Top 50 DY Index	3,2 %	2,2 %	4,3 %	0,3 %	2,9 %	2,3 %	-3,9 %	2,4 %	-18,6 %
Volatility	DA - Lapis Global Top 50 DY Index	9,42 %	8,87 %	7,62 %	12,02 %	11,53 %	5,38 %	10,58 %	8,18 %	27,00 %
	Benchmark	12,49 %	9,49 %	8,83 %	13,04 %	12,78 %	5,72 %	12,54 %	9,98 %	28,02 %
Dividend Yield	DA - Lapis Global Top 50 DY Index	3,62 %	3,17 %	3,67 %	3,57 %	3,61 %	3,51 %	4,16 %	3,92 %	4,12 %
	Benchmark	2,82 %	2,43 %	2,52 %	2,61 %	2,50 %	2,32 %	2,76 %	2,40 %	1,83 %

Constituents



Disclaimer

The information provided in this document constitutes marketing material.

The document has been prepared for information purposes only and does not constitute an offer, investment recommendation, personal advice or solicitation to purchase financial instruments and does not offer or promote any form of investment. This document does not constitute investment advice on financial instruments and therefore the information made available in this document should not be construed as a recommendation or invitation to invest.

The presentation has been prepared with the utmost care and attention; however, errors cannot be excluded. LAPIS Asset Management SA excludes any liability that may result from incorrect or outdated information.

The information, estimates and projections contained in this document are necessarily based on current market conditions, which may change significantly in the short term. Therefore, changes and events occurring after the date of the document could affect the validity of the conclusions contained in the document. LAPIS Asset Management SA assumes no obligation to update and/or revise the document or the information and data on which it is based.

For further information in relations to financial instruments reported in the present document/mail please refer to the official product documentation.