


























LAPIS GLOBAL SPORTS 25 DIVIDEND YIELD LIST Q4-2020

The Lapis Global Sports 25 Dividend Yield Index is composed of 25 worldwide companies that form the core elements for the functioning of the global sports world. All companies in our equally weighted equity index have a market capitalization greater than USD 2 billion. Of these companies, at least 60% of them have paid uninterrupted and continuously increasing dividends over the last 5 years. In contrast, a maximum of 40% of the companies included in our unique equity index do not apply a strict dividend payment policy and have paid their regular dividends for less than 5 years. Our rule-based criteria for selecting the most promising companies are applied during the quarterly rebalancing process (end of January, April, July, and October). The Lapis Global Sports 25 Dividend Yield Index allows for a focused investment into the following areas: Sports Equipment, Sports Media Rights, Sports Clubs, Sports Betting and E-Sports.

Ticker	Ccy	Company	Sector	Mkt Cap	Price	Perf 2018%	Perf 2019%	YTD%	Dvd Yld%	CAGR 5y%	Period	Div 2018	Div 2019
ADS	EUR	Adidas 	Sports Equipment	64'242	274.40	9.12	58.88	-6.66	N/A	No Cagr	No Dividend 2020		
AMD	USD	AMD 	E-Sports	92'985	79.20	79.57	157.35	72.70	N/A	No Cagr	No Dividend		
2020	HKD	Anta Sports 	Sports Equipment	31'027	88.90	8.52	89.41	27.53	0.64	No Cagr	Q2	0.41	0.28
											Q3	0.50	0.31
											Total	0.91	0.59
VIAC	USD	CBS ViacomCBS 	Broadcasting and Media Rights	17'626	28.47	-24.87	-1.64	-32.17	3.37	7.63	Q1	0.18	0.18
											Q2	0.18	0.18
											Q3	0.18	0.18
											Q4	0.18	0.24
											Total	0.72	0.78
CHDN	USD	Churchill Downs 	Sports Betting	6'591	167.14	5.47	74.34	21.82	0.35	10.26	Q4	0.5434	0.581
											Total	0.5434	0.581
BCE	CND	CTV BCE 	Broadcasting and Media Rights	37'803	55.00	-5.64	17.39	-8.58	6.05	5.12	Q1	0.755	0.7925
											Q2	0.755	0.7925
											Q3	0.755	0.7925
											Q4	0.755	0.7925
											Total	3.02	3.17
GRMN	USD	Garmin 	Sports Equipment	18'816	98.39	9.83	59.39	0.85	2.48	3.50	Q1	0.51	0.53
											Q2	0.53	0.57
											Q3	0.53	0.57
											Q4	0.53	0.57
											Total	2.10	2.24
IGG	GBP	IG 	Sports Betting	3'679	757.50	-15.34	28.87	8.85	5.70	8.94	Q1	9.69	12.96
											Q3	33.51	30.24
											Total	43.20	43.20
LULU	USD	Lululemon Athletica 	Sports Equipment	42'417	325.50	54.74	90.83	40.50	N/A	No Cagr	No Dividend		
MSG	USD	Madison Square G. 	Sport Clubs / Sport Events	3'576	149.01	26.96	12.14	-28.97	N/A	No Cagr	No Dividend		
MANU	USD	Manchester United 	Sport Clubs / Sport Events	2'396	14.56	-3.23	7.36	-26.94	1.24	41.42	Q2	0.09	0.09
											Q4	0.09	0.09
											Total	0.18	0.18
NKE	USD	NIKE 	Sports Equipment	203'183	129.43	18.53	36.65	27.76	0.76	12.60	Q1	0.20	0.22
											Q2	0.20	0.22
											Q3	0.20	0.22
											Q4	0.22	0.25
											Total	0.82	0.91

Ticker	Ccy	Company	Sector	Mkt Cap	Price	Perf 2018%	Perf 2019%	YTD%	Dvd Yld%	CAGR 5y%	Period	Div 2018	Div 2019
7974	JPY	Nintendo 	E-Sports	70'357	56'250	-27.88	53.67	27.02	1.94	55.53	Q1	480.00	640.00
											Q3	170.00	270.00
											Total	650.00	910.00
NVDA	USD	Nvidia 	E-Sports	333'791	540.99	-30.82	76.75	129.92	0.12	17.16	Q1	0.15	0.16
											Q2	0.15	0.16
											Q3	0.15	0.16
											Q4	0.16	0.16
											Total	0.61	0.64
PTON	USD	Peloton 	Sports Equipment	35'884	124.30	N/A	*-2,07	337.68	N/A	No Cagr		No Dividend	
6758	JPY	PlayStation Sony 	E-Sports	94'302	7'896	5.32	40.91	5.61	0.63	18.92	Q1	15.00	20.00
											Q3	15.00	20.00
											Total	30.00	40.00
PUM	EUR	Puma 	Sports Equipment	14'341	80.66	21.06	61.12	17.40	N/A	No Cagr		No Dividend	
RCI/B	CAD	Rogers Commun. 	Broadcasting and Media rights	20'386	52.35	12.53	-5.08	-18.81	3.82	1.79	Q1	0.48	0.50
											Q2	0.48	0.50
											Q3	0.48	0.50
											Q4	0.48	0.50
											Total	1.92	2.00
SE	USD	Sea 	E-Sports	82'125	168.38	-15.08	255.30	318.65	N/A	No Cagr		No Dividend	
7309	JPY	Shimano 	Sports Equipment	17'884	20'380	-1.10	15.55	13.45	0.76	0.00		No Dividend	
CMCSA	USD	Sky Comcast 	Broadcasting and Media rights	203'372	44.52	-14.98	32.07	-1.00	2.07	13.30	Q1	0.1575	0.21
											Q2	0.1900	0.21
											Q3	0.1900	0.21
											Q4	0.1900	0.21
											Total	0.7275	0.84
700	HKD	Tencent 	Broadcasting and Media Rights	697'515	566.50	-22.49	21.50	50.29	0.21	33.03	Q2	0.88	1.00
											Total	0.88	1.00
T	USD	Turner Sports AT&T 	Broadcasting and Media Rights	190'380	26.72	-22.24	46.03	-31.63	7.78	2.09	Q1	0.50	0.51
											Q2	0.50	0.51
											Q3	0.50	0.51
											Q4	0.50	0.51
											Total	2.00	2.04
AMZN	USD	Twitch.tv Amazon.com 	E-Sports	1'595'303	3'184.9	28.43	25.02	72.36	N/A	No Cagr		No Dividend	
WWE	USD	WWE 	Sport Clubs / Sport Events	3'033	38.99	146.34	-10.63	-39.90	1.23	0	Q1	0.12	0.12
											Q2	0.12	0.12
											Q3	0.12	0.12
											Q4	0.12	0.12
											Total	0.48	0.48
*Peloton: Listing on 25.09.2019													
Average				155'321					1.57	9.25			

Disclaimer

Although the information in this document comes from reputable sources, Lapis Analytics, a division of Lapis Asset Management Limited, guarantees neither the accuracy nor the completeness. All information and interpretations can be changed at any time and without further notice. Lapis Asset Management Limited is not responsible for the consequences that may result from the use of the contents of this brochure. This document may not be copied or passed on to other interested parties without the permission of Lapis Asset Management Limited. The information contained in this document is neither an offer nor intended to prompt for the purchase or sale of any securities or financial instruments. If the currency of a financial investment does not match the reference currency of the client, a currency risk will arise.

This document does not take into account the specific investment objectives or the tax or financial situation or the individual needs of any recipient. All information in this document is provided without any guarantee or warranty. This document is intended for information purposes only and should only be used personally by the recipient.

For further information please don't hesitate to contact us. Upon request we will also send you the term sheet and the factsheet of our Lapis Global Sports 25 Dividend Yield Index.

Contact Details

Lapis Analytics a division of
Lapis Asset Management Limited
Via Collina 9
6962 Lugano (Switzerland)
Phone: +41 91 971 16 93
E-Mail: info@lapis.finance
Website: www.lapis.finance