

# Julius Bär

## AMC Lapis Global Med Devices 25 Div Yld

<b>ISIN:</b> CH0534757478	<b>Currency:</b> USD	<b>Maturity date:</b> 01.01.2099	<b>NAV date:</b> 08.11.2020
<b>Valor:</b> 53475747	<b>Dividend:</b> Reinvested	<b>Issue date:</b> 16.09.2020	<b>NAV:</b> 104.70
<b>M. Fee:</b> 1.15%	<b>Rebalancing:</b> Weekly	<b>AuM:</b> USD 10'692'216	

### Product strategy

The Underlying is a basket representing an actively managed portfolio consisting of various investment products, which is discretionary managed with a rule based approach over the course of the term of the Products by the Advisor. The AMC on "Lapis Global Medical Devices 25 Dividend Yield" is an actively managed portfolio of equities, which is based on investment advice and recommendation by Lapis Asset Management AG. The Lapis Global Medical Device 25 Dividend Yield is composed of 25 worldwide companies based on international recognized classifications. All companies in our equally weighted equity certificate have a market capitalization greater than USD 5 billion and 80 % of them have paid uninterrupted and continuously increasing dividends over the last 5 years. In contrast, a maximum of 20 % of the companies included in our unique equity certificate do not apply a strict dividend payment policy and have paid their regular dividends for less than 5 years. Our rule-based criteria for selecting the most promising companies are applied during the quarterly rebalancing process (end of January, April, July, and October). The aim of the Certificate is to have an appropriate degree of diversification.

OUTGOING COMPANY: DEXCOM INC

INCOMING COMPANY: VEEVA SYSTEMS INC

### Management summary

On the Rebalancing of Q4 - 2020 (1st November 2020) the following Companies has been replaced:

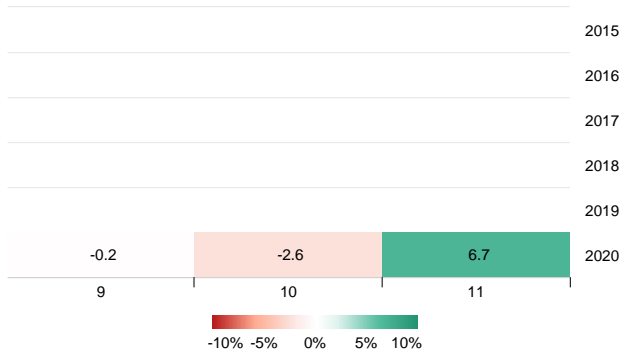
### Performance

<b>1 month</b>	0.77%	<b>52 week high</b>	105.20
<b>3 months</b>	N/A	<b>52 week low</b>	96.25
<b>1 year</b>	N/A	<b>All-time high</b>	105.20
<b>Since inception</b>	3.66%	<b>All-time low</b>	96.25
<b>YTD</b>	N/A		
<b>Max draw down</b>	-6.84%		

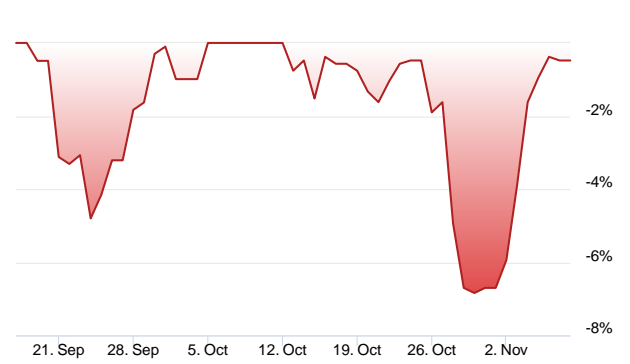
### Price chart



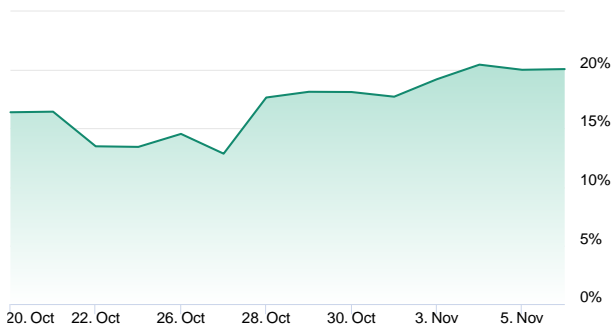
### Monthly returns



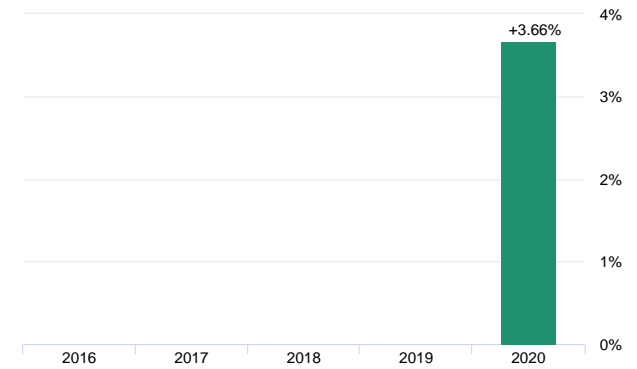
### Underwater equity curve



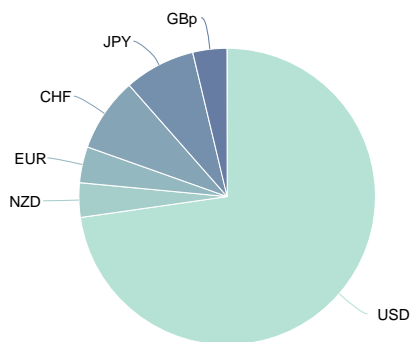
### Historical volatility



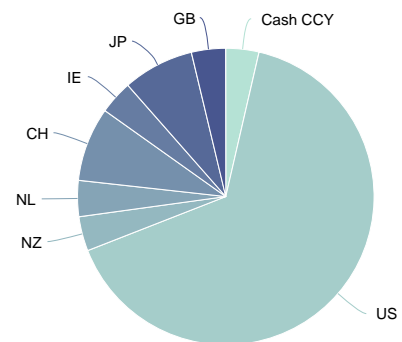
### Annual performance



### Product composition by currency



### Product composition by country



## Composition

### Stocks

Name	ISIN	Short name	Currency	Shares	per AMC	Weight
RESMED INC	US7611521078	RMD US	USD	2'134	0.02	4.34%
LONZA GROUP AG-REG	CH0013841017	LONN SW	CHF	631	0.01	4.11%
UNITEDHEALTH GROUP INC	US91324P1021	UNH US	USD	1'244	0.01	4.11%
THERMO FISHER SCIENTIFIC INC	US8835561023	TMO US	USD	804	0.01	4.03%
VEEVA SYSTEMS INC-CLASS A	US9224751084	VEEV US	USD	1'406	0.01	4.00%
STRAUMANN HOLDING AG-REG	CH0012280076	STMN SW	CHF	380	0.00	3.97%
OLYMPUS CORP	JP3201200007	7733 JP	JPY	20'145	0.20	3.95%
KONINKLIJKE PHILIPS NV	NL0000009538	PHIA NA	EUR	8'107	0.08	3.94%
ABBOTT LABORATORIES	US0028241000	ABT US	USD	3'600	0.04	3.91%
INTUITIVE SURGICAL INC	US46120E6023	ISRG US	USD	556	0.01	3.88%
EDWARDS LIFESCIENCES CORP	US28176E1082	EW US	USD	5'192	0.05	3.85%
DANAHER CORP	US2358511028	DHR US	USD	1'650	0.02	3.85%
TERUMO CORP	JP3546800008	4543 JP	JPY	10'070	0.10	3.81%
HUMANA INC	US4448591028	HUM US	USD	925	0.01	3.80%
STRYKER CORP	US8636671013	SYK US	USD	1'868	0.02	3.79%
BOSTON SCIENTIFIC CORP	US1011371077	BSX US	USD	11'141	0.11	3.78%
ZIMMER BIOMET HOLDINGS INC	US98956P1021	ZBH US	USD	2'851	0.03	3.75%
FISHER & PAYKEL HEALTHCARE C	NZFAPE0001S2	FPH NZ	NZD	16'062	0.16	3.75%
SMITH & NEPHEW PLC	GB0009223206	SN/ LN	GBP	21'374	0.21	3.72%
STERIS PLC	IE00BFY8C754	STE US	USD	2'143	0.02	3.70%
HILL-ROM HOLDINGS INC	US4314751029	HRC US	USD	4'200	0.04	3.69%
DENTSPLY SIRONA INC	US24906P1093	XRAY US	USD	8'483	0.08	3.69%
BAXTER INTERNATIONAL INC	US0718131099	BAX US	USD	4'900	0.05	3.67%
MEDTRONIC PLC	IE00BTN1Y115	MDT US	USD	3'732	0.04	3.67%
BECTON DICKINSON AND CO	US0758871091	BDX US	USD	1'622	0.02	3.64%

### Cash

Name	ISIN	Short name	Currency	Shares	per AMC	Weight
USD	-		USD	380'310	3.78	3.61%

## Important legal notice

---

This statement shall be deemed correct and approved unless the Bank receives written notification of disagreement within four weeks from the date of dispatch. This publication constitutes marketing material and is not the result of independent financial research. Therefore the legal requirements regarding the independence of financial research do not apply. The information and opinions expressed in this publication were produced by Bank Julius Baer & Co. Ltd., Zurich, as of the date of writing and are subject to change without notice. This publication is intended for information purposes only and does not constitute an offer, a recommendation or an invitation by, or on behalf of, Julius Baer to make any investments. Opinions and comments of the authors reflect their current views, but not necessarily of other Julius Baer entities or any other third party. Services and/or products mentioned in this publication may not be suitable for all recipients (i.e. retail clients) and may not be available in all countries. Clients of Julius Baer are kindly requested to get in touch with the local Julius Baer entity in order to be informed about the services and/or products available in such country. This publication has been prepared without taking account of the objectives, financial situation or needs of any particular investor. Before entering into any transaction, investors should consider the suitability of the transaction to individual circumstances and objectives. Any investment or trading or other decision should only be made by the client after a thorough reading of the relevant product term sheet, subscription agreement, information memorandum, prospectus or other offering document relating to the issue of the securities or other financial instruments. Nothing in this publication constitutes investment, legal, accounting or tax advice, or a representation that any investment or strategy is suitable or appropriate for individual circumstances, or otherwise constitutes a personal recommendation for any specific investor. Julius Baer recommends that investors independently assess, with a professional advisor, the specific financial risks as well as legal, regulatory, credit, tax and accounting consequences. Past performance is not a reliable indicator of future results. Performance forecasts are not a reliable indicator of future performance. The investor may not get back the amount invested. Although the information and data herein are obtained from sources believed to be reliable, no representation is made that the information is accurate or complete. Bank Julius Baer & Co. Ltd., Zurich, its subsidiaries and affiliated companies do not accept liability for any loss arising from the use of this publication. This publication may only be distributed in countries where its distribution is legally permitted. This publication is not directed to any person in any jurisdiction where (by reason of that person's nationality, residence or otherwise) such publications are prohibited. Bank Julius Baer & Co. Ltd., Zurich is authorised and regulated by the Swiss Financial Market Supervisory Authority FINMA, its subsidiaries and affiliated companies are duly licenced and regulated by the local authorities. This publication has not been reviewed or approved by any regulatory authority. Further information can be obtained from the local entity or be found at [www.juliusbaer.com](http://www.juliusbaer.com). Actively Managed Certificates (AMCs) are complex financial products which involve a high degree of risk. They are intended exclusively for investors who have the knowledge and experience necessary to understand all risks and merits involved. AMCs are not comparable with conventional debts or equity securities and will not be covered by any financial compensation or insurance scheme. In particular, the AMC does not constitute a participation in a collective investment scheme. It constitutes a direct, unconditional, unsecured and unsubordinated obligation of the issuer. The product's value is not only dependent on the development of the underlying(s), but also on the credit-worthiness of the issuer. As AMCs may be denominated in another currency than the one of the investor's home member state, fluctuations in exchange rates may adversely affect the market value of the product. AMCs were not registered with the local regulator and are not publicly distributable outside of Switzerland. Not all the risks and merits associated with an AMC can be disclosed in this publication. Therefore, potential investors should consult the entire product documentation related to the specific issuance before making any investment decision. The documentation can be obtained free of charge from your relationship manager or be requested at [derivatives@juliusbaer.com](mailto:derivatives@juliusbaer.com). Bank Julius Baer & Co. Ltd. makes no representation as to the suitability or appropriateness of the product for any particular investor. United States: NEITHER THIS PUBLICATION NOR ANY COPY THEREOF MAY BE SENT, TAKEN INTO OR DISTRIBUTED IN THE UNITED STATES OR TO ANY US PERSON. This publication may contain information obtained from third parties, including ratings from rating agencies such as Standard & Poor's, Moody's, Fitch and other similar rating agencies. Reproduction and distribution of third-party content in any form is prohibited except with the prior written permission of the related third-party. Third-party content providers do not guarantee the accuracy, completeness, timeliness or availability of any information, including ratings, and are not responsible for any errors or omissions (negligent or otherwise), regardless of the cause, or for the results obtained from the use of such content. Third-party content providers give no express or implied warranties, including, but not limited to, any warranties of merchantability or fitness for a particular purpose or use. Third-party content providers shall not be liable for any direct, indirect, incidental, exemplary, compensatory, punitive, special or consequential damages, costs, expenses, legal fees, or losses (including lost income or profits and opportunity costs) in connection with any use of their content, including ratings. Credit ratings are statements of opinions and are not statements of fact or recommendations to purchase, hold or sell securities. They do not address the market value of securities or the suitability of securities for investment purposes, and should not be relied on as investment advice. Copyright © Julius Baer Group, 2020