









LAPIS GLOBAL TOP 20 GENOMIC REVOLUTION LIST Q2-2021

Lapis Global Top 20 Genomic Revolution Index is composed of the worldwide best-known and leading top 20 companies (gene therapy, bioinformatics, bio-inspired computing, molecular medicine, pharmaceutical innovation) based on the research approach of an internationally recognized company. All stocks are equally weighted and the Index is rebalanced on a quarterly basis (end of January, April, July, and October).

Ticker	Ccy	Company	Sector	Mkt Cap USD	Price	Perf 2019%	Perf 2020%	YTD%	Dvd Yld%	CAGR 5y%	Period	Div 2019	Div 2020
TXG	USD	10x Genomics 	Health Care	21'277	193.95	*95.51	85.70	36.97	N/A	No CAGR		No Dividend	
ACCD	USD	Accolade 	Health Care	2'945	48.67	N/A	*97.73	11.89	N/A	No CAGR		No Dividend	
CDNA	USD	CareDX 	Health Care	4'101	78.96	-14.20	235.88	8.99	N/A	No CAGR		No Dividend	
CRSP	USD	CRISPR Therapeutics 	Health Care	9'569	126.55	113.18	151.39	-17.35	N/A	No CAGR		No Dividend	
EXAS	USD	Exact Sciences 	Health Care	22'652	133.96	46.56	43.26	1.11	N/A	No CAGR		No Dividend	
FATE	USD	Fate Therapeutics 	Health Care	8'013	85.34	52.53	364.64	-6.15	N/A	No CAGR		No Dividend	
INCY	USD	Incyte 	Health Care	18'817	85.58	37.32	-0.39	-1.61	N/A	No CAGR		No Dividend	
NVTA	USD	Invitae 	Health Care	7'237	36.80	45.84	159.21	-11.98	N/A	No CAGR		No Dividend	
IONS	USD	Ionis 	Health Care	6'016	42.69	11.75	-6.41	-24.50	N/A	No CAGR		No Dividend	
IOVA	USD	Iovance 	Health Care	4'598	31.28	212.77	67.63	-32.59	N/A	No CAGR		No Dividend	
NOVN	CHF	Novartis 	Health Care	217'048	80.65	27.66	-5.66	-3.86	3.72	2.56	Q1	2.85	2.95
											Total	2.85	2.95
PACB	USD	Pacific Biosciences 	Health Care	5'978	30.96	-30.54	404.67	19.35	N/A	No CAGR		No Dividend	

*10X Genomics: Listing on 11.09.2019, Accolade: Listing on 01.07.2020

Ticker	Ccy	Company	Sector	Mkt Cap USD	Price	Perf 2019%	Perf 2020%	YTD%	Dvd Yld%	CAGR 5y%	Period	Div 2019	Div 2020	
REGN	USD	Regeneron	Health Care	52'052	488.64	0.53	28.66	1.14	N/A	No CAGR		No Dividend		
														
ROG	CHF	Roche	Health Care	295'396	309.45	33.14	1.28	0.16	2.94	2.38	Q1	8.70	9.00	
														
												Total	8.70	9.00
SDGR	USD	Schrödinger	Health Care	5'299	75.68	N/A	*365.76	-4.42	N/A	No CAGR		No Dividend		
														
4502	JPY	Takeda Pharma.	Health Care	53'630	3'683.00	22.01	-8.92	-2.45	4.89	0.00	Q1	90.00	90.00	
														
												Q3	90.00	90.00
												Total	180.00	180.00
TDOC	USD	Teladoc Health	Health Care	28'150	182.45	68.89	138.84	-8.76	N/A	No CAGR		No Dividend		
														
TWST	USD	Twist Bioscience	Health Care	6'476	133.12	-9.05	572.81	-5.78	N/A	No CAGR		No Dividend		
														
VEEV	USD	Veeva	Health Care	42'719	280.63	57.48	93.55	3.08	N/A	0.00		No Dividend		
														
VRTX	USD	Vertex Pharma.	Health Care	56'397	217.90	32.13	7.94	-7.80	N/A	No CAGR		No Dividend		
														

*Schrödinger: Listing on 05.02.2020

Disclaimer

Although the information in this document comes from reputable sources, Lapis Analytics, a division of Lapis Asset Management Limited, guarantees neither the accuracy nor the completeness. All information and interpretations can be changed at any time and without further notice. Lapis Asset Management Limited is not responsible for the consequences that may result from the use of the contents of this brochure. This document may not be copied or passed on to other interested parties without the permission of Lapis Asset Management Limited. The information contained in this document is neither an offer nor intended to prompt for the purchase or sale of any securities or financial instruments. If the currency of a financial investment does not match the reference currency of the client, a currency risk will arise.

This document does not take into account the specific investment objectives or the tax or financial situation or the individual needs of any recipient. All information in this document is provided without any guarantee or warranty. This document is intended for information purposes only and should only be used personally by the recipient.

For further information please don't hesitate to contact us. Upon request we will also send you the term sheet and the factsheet of our Lapis Global Top 20 Genomic Revolution Index.

Contact Details

Lapis Analytics a division of
Lapis Asset Management Limited
Via Collina 9
6962 Lugano (Switzerland)
Phone: +41 91 971 16 93
E-Mail: info@lapis.finance
Website: www.lapis.finance