





















LAPIS GLOBAL TOP 20 AUTONOMOUS TECHNOLOGY & ROBOTICS LIST Q2-2021

Lapis Global Top 20 Autonomous Technology & Robotics Index is composed of the worldwide best-known and leading top 20 companies based on the research approach of an internationally recognized company. The companies included in the index are responsible for technological breakthroughs and scientific research in energy storage, transportation, automation, manufacturing and materials. All stocks are equally weighted and the index is rebalanced on a quarterly basis (end of January, April, July, and October).

Ticker	Ccy	Company	Sector	Mkt Cap USD	Price	Perf 2019%	Perf 2020%	YTD%	Dvd Yld%	CAGR 5y%	Period	Div 2019	Div 2020
GOOG	USD	Alphabet 	Commun. Services	1'570'393	2'395.17	29.10	31.03	35.34	N/A	No CAGR		No Dividend	
BIDU	USD	Baidu 	Commun. Services	71'848	204.94	-20.30	71.08	-4.39	N/A	No CAGR		No Dividend	
1211	HKD	BYD 	Cons. Discretionary	65'924	156.80	-21.85	423.61	-21.51	0.11	No CAGR	Q2	0.204	0.06
											Total CNY	0.204	0.06
CAT	USD	Caterpillar 	Industrials	125'202	228.17	19.48	26.92	25.57	1.81	6.98	Q1 Q2 Q3 Q4	0.86 0.86 1.03 1.03	1.03 1.03 1.03 1.03
											Total	3.78	4.12
DE	USD	Deere 	Industrials	116'682	373.77	18.30	57.89	38.36	0.96	4.84	Q1 Q2 Q3 Q4	0.76 0.76 0.76 0.76	0.76 0.76 0.76 0.76
											Total	3.04	3.04
IRDM	USD	Iridium 	Commun. Services	4'952	37.48	33.55	59.60	-5.66	N/A	No CAGR		No Dividend	
JD	USD	JD.com 	Cons. Discretionary	120'416	77.02	68.32	149.50	-12.13	N/A	No CAGR		No Dividend	
6301	JPY	Komatsu 	Industrials	28'583	3'205.00	16.79	9.69	14.09	N/A	No CAGR	Q1 Q3	59.00 55.00	39.00 18.00
											Total	114.00	57.00
KTOS	USD	Kratos 	Industrials	3'255	26.50	27.82	52.30	-4.10	N/A	No CAGR		No Dividend	
LMT	USD	Lockheed Martin 	Industrials	107'897	385.31	52.53	-6.45	9.36	2.70	9.77	Q1 Q2 Q3 Q4	2.20 2.20 2.20 2.40	2.40 2.40 2.40 2.60
											Total	9.00	9.80
MGA	USD	Magna 	Cons. Discretionary	27'887	94.27	24.32	33.46	30.94	1.82	12.36	Q1 Q2 Q3 Q4	0.365 0.365 0.365 0.365	0.40 0.40 0.40 0.40
											Total	1.46	1.60
NNDM	USD	Nano Dimension 	Inform. Technology	1'703	7.11	-77.21	259.68	-24.73	N/A	No CAGR		No Dividend	

Ticker	Ccy	Company	Sector	Mkt Cap USD	Price	Perf 2019%	Perf 2020%	YTD%	Dvd Yld%	CAGR 5y%	Period	Div 2019	Div 2020
NIU	USD	Niu 	Cons. Discretionary	2'651	35.57	21.86	228.84	23.92	N/A	No CAGR		No Dividend	
NVDA	USD	Nvidia 	Inform. Technology	361'916	593.47	76.95	122.30	11.32	0.11	10.13	Q1 Q2 Q3 Q4	0.16 0.16 0.16 0.16	0.16 0.16 0.16 0.16
											Total	0.64	0.64
NXPI	USD	NXP 	Inform. Technology	52'200	191.84	75.71	26.56	19.05	1.17	No CAGR	Q1 Q2 Q3 Q4	0.250 0.250 0.375 0.375	0.375 0.375 0.375 0.375
											Total	1.25	1.50
TDY	USD	Teledyne 	Inform. Technology	16'323	442.16	67.35	13.11	12.34	N/A	No CAGR		No Dividend	
TER	USD	Teradyne 	Inform. Technology	20'387	124.99	118.94	76.71	2.09	0.32	10.76	Q1 Q2 Q3 Q4	0.09 0.09 0.09 0.09	0.10 0.10 0.10 0.10
											Total	0.36	0.40
TSLA	USD	Tesla 	Cons. Discretionary	651'009	684.90	25.70	743.44	-4.23	N/A	No CAGR		No Dividend	
TRMB	USD	Trimble 	Inform. Technology	20'075	81.20	26.68	60.16	19.62	N/A	No CAGR		No Dividend	
WKHS	USD	Workhorse 	Cons. Discretionary	1'443	11.71	475.76	550.66	-42.52	N/A	No CAGR		No Dividend	

Disclaimer

Although the information in this document comes from reputable sources, Lapis Analytics, a division of Lapis Asset Management Limited, guarantees neither the accuracy nor the completeness. All information and interpretations can be changed at any time and without further notice. Lapis Asset Management Limited is not responsible for the consequences that may result from the use of the contents of this brochure. This document may not be copied or passed on to other interested parties without the permission of Lapis Asset Management Limited. The information contained in this document is neither an offer nor intended to prompt for the purchase or sale of any securities or financial instruments. If the currency of a financial investment does not match the reference currency of the client, a currency risk will arise.

This document does not take into account the specific investment objectives or the tax or financial situation or the individual needs of any recipient. All information in this document is provided without any guarantee or warranty. This document is intended for information purposes only and should only be used personally by the recipient.

For further information please don't hesitate to contact us. Upon request we will also send you the term sheet and the factsheet of our Lapis Global Top 20 Autonomous Technology & Robotics Index.

Contact Details

Lapis Analytics a division of
Lapis Asset Management Limited
Via Collina 9
6962 Lugano (Switzerland)
Phone: +41 91 971 16 93
E-Mail: info@lapis.finance
Website: www.lapis.finance