
















LAPIS GLOBAL TOP 20 SPACE EXPLORATION LIST Q4-2021

The Lapis Global Top 20 Space Exploration Index is composed of the 20 worldwide companies focused on space exploration as leaders, enablers or beneficiaries. The companies included in the index are operating in the fields of Orbital Aerospace, Suborbital Aerospace, Enabling Technologies and Aerospace Beneficiary. All stocks are equally weighted and the index is rebalanced on a quarterly basis (end of January, April, July, and October).

Ticker	Ccy	Company	Sector	Mkt Cap USD	Price	Perf 2019%	Perf 2020%	YTD%	Dvd Yld%	CAGR 5y%	Period	Div 2019	Div 2020
AVAV	USD	AeroVironment 	Industrials	2'258	91.87	-9.14	40.75	4.72	N/A	No CAGR		No Dividend	
AMZN	USD	Amazon.com 	Cons. Discretionary	1'727'975	3320.37	23.03	76.26	4.76	N/A	No CAGR		No Dividend	
BLDE	USD	BLADE 	Industrials	702	9.58	N/A	*12.26 *since 03.01.20	-8.71	N/A	No CAGR		No Dividend	
DSY	EUR	Dassault Systèmes 	Inform. Technology	72'843	46.79	42.02	13.90	41.94	0.24	10.24	Q2	0.65	0.70
											Total	0.65	0.70
DE	USD	Deere 	Industrials	107'994	352.72	18.30	57.89	29.46	1.19	4.84	Q1 Q2 Q3 Q4	0.76 0.76 0.76 0.76	0.76 0.76 0.76 0.76
											Total	3.04	3.04
IRDM	USD	Iridium 	Commun. Services	5'423	40.78	33.55	59.60	4.31	N/A	No CAGR		No Dividend	
2618	HKD	JD Logistics 	Industrials	25'962	32.10	N/A	N/A	-20.47	N/A	No CAGR		No Dividend	
								IPO: 27.05.2021					
JOBY	USD	Joby Aviation 	Industrials	5'429	9.16	N/A	*10.1 *since 9.11.20	-22.23	N/A	No CAGR		No Dividend	
6301	JPY	Komatsu 	Industrials	24'902	2'857.50	16.79	9.69	4.04	2.17	No CAGR	Q1 Q3	59.00 55.00	39.00 18.00
											Total	114.00	57.00
KTOS	USD	Kratos 	Industrials	2'774	22.36	27.82	52.30	-18.41	N/A	No CAGR		No Dividend	
LHX	USD	L3Harris 	Industrials	47'348	244.27	49.21	-2.69	24.66	1.67	11.88	Q1 Q2 Q3 Q4	0.685 0.685 0.750 0.750	0.85 0.85 0.85 0.85
											Total	2.87	3.40
.3D20	USD	LAPIS AM Ltd 	Lapis Global Top 20 '3D Printing' Index is composed of the worldwide best-known and leading top 20 companies based on the research approach of an internationally recognized company. The companies included in the index are operating in the fields of 3D printing hardware, 3D printing simulation software, 3D printing centers and 3D printing materials. All stocks are equally weighted and the index is rebalanced on a quarterly basis (end of January, April, July, and October).										
				N/A	253.53	28.30	52.87	32.43	0.66	No CAGR			

Ticker	Ccy	Company	Sector	Mkt Cap USD	Price	Perf 2019%	Perf 2020%	YTD%	Dvd Yld%	CAGR 5y%	Period	Div 2019	Div 2020	
LMT	USD	Lockheed Martin 	Industrials	92'905	376.33	52.53	-6.45	-5.49	2.98	9.77	Q1 Q2 Q3 Q4	2.20 2.20 2.20 2.40	2.40 2.40 2.40 2.60	
												Total	9.00	9.80
MKFG	USD	Markforged 	Industrials	1'186	6.19	N/A	*3.86 *since 08.10.20	-40.58	N/A	No CAGR		No Dividend		
NFLX	USD	Netflix 	Commun. Services	297'885	671.66	20.89	67.11	24.37	N/A	No CAGR		No Dividend		
SPR	USD	Spirit Aerosystems 	Industrials	4'482	42.42	1.68	-46.28	8.75	0.09	No CAGR	Q1 Q2 Q3 Q4	0.12 0.12 0.12 0.12	0.01 0.01 0.01 0.01	
												Total	0.48	0.04
HO	EUR	Thales 	Industrials	20'076	81.32	-7.24	-18.63	8.30	2.41	No CAGR	Q2 Q4	1.58 0.60	No div. 0.40	
												Total	2.18	0.40
TRMB	USD	Trimble 	Inform. Technology	22'060	86.95	26.68	60.16	31.30	N/A	No CAGR		No Dividend		
PATH	USD	UiPath 	Inform. Technology	28'080	54.37	N/A	N/A	-2.91	N/A	No CAGR		No Dividend		
														IPO: 20.04.21
U	USD	Unity 	Inform. Technology	42'451	145.99	N/A	*195.13 *since 17.09	-2.09	N/A	No CAGR		No Dividend		

Disclaimer

Although the information in this document comes from reputable sources, Lapis Analytics, a division of Lapis Asset Management Limited, guarantees neither the accuracy nor the completeness. All information and interpretations can be changed at any time and without further notice. Lapis Asset Management Limited is not responsible for the consequences that may result from the use of the contents of this brochure. This document may not be copied or passed on to other interested parties without the permission of Lapis Asset Management Limited. The information contained in this document is neither an offer nor intended to prompt for the purchase or sale of any securities or financial instruments. If the currency of a financial investment does not match the reference currency of the client, a currency risk will arise.

This document does not take into account the specific investment objectives or the tax or financial situation or the individual needs of any recipient. All information in this document is provided without any guarantee or warranty. This document is intended for information purposes only and should only be used personally by the recipient.

For further information please don't hesitate to contact us. Upon request we will also send you the term sheet and the factsheet of our Lapis Global Top 20 Space Exploration Index.

Contact Details

Lapis Analytics a division of
Lapis Asset Management Limited
Via Emilio Bossi 6
6900 Lugano (Switzerland)
Phone: +41 91 971 16 93
E-Mail: info@lapis.finance
Website: www.lapis.finance