



Lapis Global Top 20 Space Exploration Index

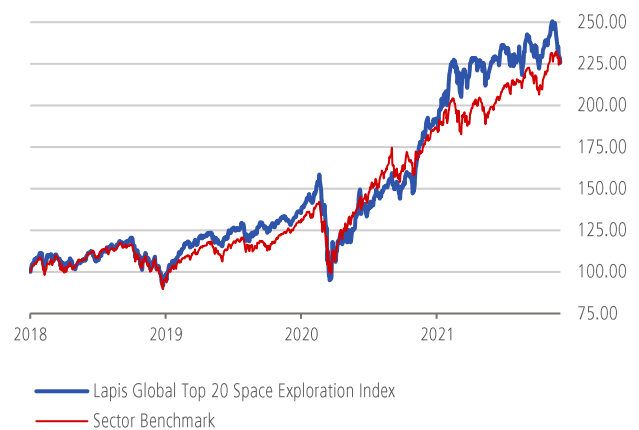
November 30, 2021

Description

The Lapis Global Top 20 Space Exploration Index is composed of the 20 worldwide companies focused on space exploration as leaders, enablers or beneficiaries. The companies included in the index are operating in the fields of Orbital Aerospace, Sub-orbital Aerospace, Enabling Technologies and Aerospace Beneficiary. All stocks are equally weighted and the index is re-balanced on a quarterly basis (end of January, April, July, and October).

This Lapis equity index is suitable for investors who are seeking an exposure to the worldwide best-known orbital aerospace, suborbital aerospace, enabling technologies and aerospace beneficiary companies. The 'space exploration' is one of the most innovative and challenging topic of last decades.

Chart since inception



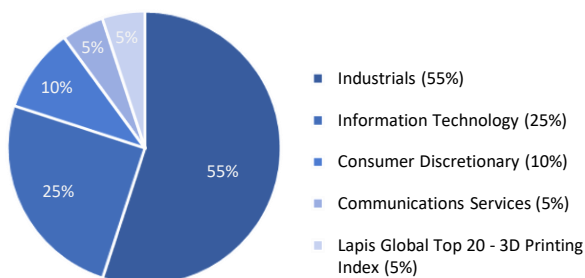
Index Facts

Weighting Method	Equal weighted
Rebalancing Frequency	Quarterly: end of January, April, July, October
Calculation Frequency	Daily
Calculation Currency	USD
Launch Date	01.01.2018
Initial Price	USD 100.-
Nav 30.11.2021	225.60

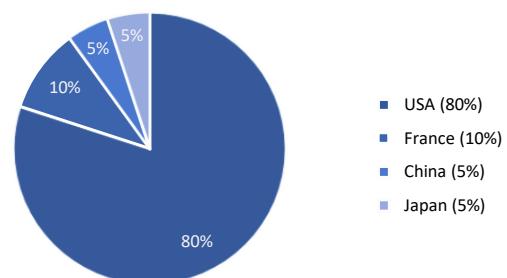
Performance

	2012	2013	2014	2015	2016
Index	-	-	-	-	-
Benchmark	-	-	-	-	-
	2017	2018	2019	2020	YTD
Index	-	-1.86%	37.98%	41.58%	17.68%
Benchmark	-	-2.84%	36.69%	44.92%	21.28%
	1 year	3 years	p.a. 3 y	p.a. since inception	
Index	24.62%	110.86%	28.20%	23.04%	
Benchmark	28.20%	117.67%	29.57%	24.12%	

Sector Breakdown



Country Breakdown



Constituents



Disclaimer

The information provided in this document constitutes marketing material.

The document has been prepared for information purposes only and does not constitute an offer, investment recommendation, personal advice or solicitation to purchase financial instruments and does not offer or promote any form of investment. This document does not constitute investment advice on financial instruments and therefore the information made available in this document should not be construed as a recommendation or invitation to invest.

The presentation has been prepared with the utmost care and attention; however, errors cannot be excluded. LAPIS Asset Management SA excludes any liability that may result from incorrect or outdated information.

The information, estimates and projections contained in this document are necessarily based on current market conditions, which may change significantly in the short term. Therefore, changes and events occurring after the date of the document could affect the validity of the conclusions contained in the document. LAPIS Asset Management SA assumes no obligation to update and/or revise the document or the information and data on which it is based.

For further information in relations to financial instruments reported in the present document/mail please refer to the official product documentation.