



Lapis Europe MidCap 50 Dividend Yield Index

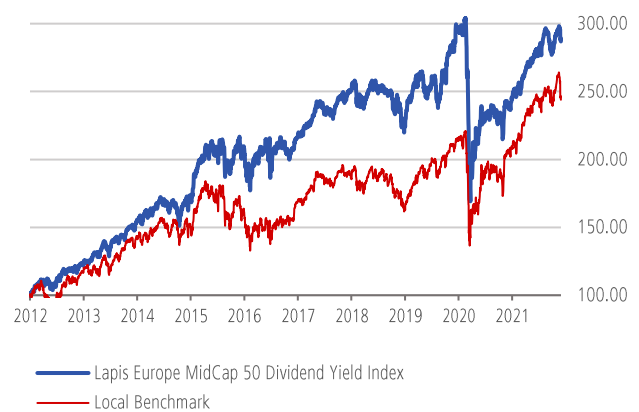
November 30, 2021

Description

The Lapis Europe MidCap 50 Dividend Yield Index is composed of 50 European equally weighted stocks with a market capitalization between EUR 2 billion and EUR 10 billion and with uninterrupted and continuously increasing dividend payments over the last 5 years. The Index is rebalanced on a quarterly basis (end of January, April, July, and October).

This Lapis equity index is suitable for investors who are seeking a reliable income stream from European mid-sized companies, which usually have higher sales growth rates than large cap companies. Several scientific studies have proven the existence of a so-called size premium based on historical data.

Chart since inception



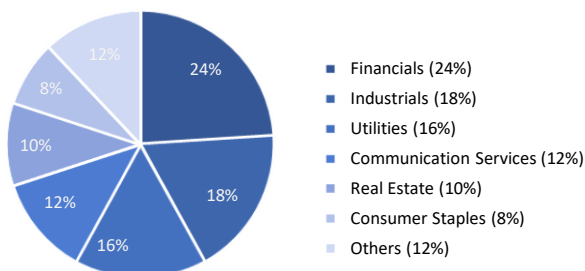
Index Facts

Weighting Method	Equal weighted
Rebalancing Frequency	Quarterly: end of January, April, July, October
Calculation Frequency	Daily
Calculation Currency	EUR
Launch Date	01.01.2012
Initial Price	EUR 100.-
Nav 30.11.2021	286.87

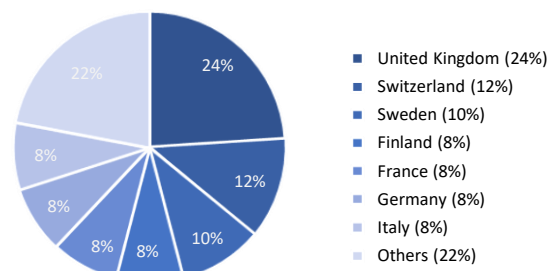
Performance

	2012	2013	2014	2015	2016
Index	22.50%	26.93%	11.25%	20.35%	3.73%
Benchmark	17.16%	22.73%	5.00%	7.35%	4.24%
	2017	2018	2019	2020	YTD
Index	15.97%	-10.27%	30.87%	-17.10%	17.38%
Benchmark	10.05%	-11.24%	29.36%	-2.59%	17.28%
	1 year	3 years	p.a. 3 y	p.a. since inception	
Index	19.43%	20.96%	6.54%	11.21%	
Benchmark	19.38%	40.06%	11.87%	9.47%	

Sector Breakdown



Country Breakdown



Ratios

		2012	2013	2014	2015	2016	2017	2018	2019	2020
P/E	Lapis Europe MidCap 50 DY Index	19.27	16.27	19.40	18.86	17.95	16.76	12.25	15.48	17.80
	Benchmark	16.00	22.92	18.95	21.37	20.90	18.44	14.93	20.15	52.30
P/S	Lapis Europe MidCap 50 DY Index	1.14	1.15	1.33	1.28	1.19	1.38	0.77	0.82	0.96
	Benchmark	0.73	0.91	0.94	1.04	1.15	1.18	1.08	1.30	1.50
Jensen Alpha	Lapis Europe MidCap 50 DY Index	14.40%	15.80%	9.80%	16.00%	3.40%	11.60%	0.20%	9.10%	-14.20%
Volatility	Lapis Europe MidCap 50 DY Index	13.19%	9.84%	12.06%	16.66%	19.98%	7.82%	11.49%	12.80%	29.70%
	Benchmark	20.92%	16.48%	17.19%	23.42%	22.14%	10.32%	13.73%	13.22%	32.65%
Dividend Yield	Lapis Europe MidCap 50 DY Index	3.46%	4.09%	4.56%	4.12%	4.45%	4.52%	5.79%	5.48%	4.27%
	Benchmark	4.53%	3.48%	3.70%	3.59%	3.60%	3.34%	3.96%	3.26%	2.18%

Constituents



Disclaimer

The information provided in this document constitutes marketing material.

The document has been prepared for information purposes only and does not constitute an offer, investment recommendation, personal advice or solicitation to purchase financial instruments and does not offer or promote any form of investment. This document does not constitute investment advice on financial instruments and therefore the information made available in this document should not be construed as a recommendation or invitation to invest.

The presentation has been prepared with the utmost care and attention; however, errors cannot be excluded. LAPIS Asset Management SA excludes any liability that may result from incorrect or outdated information.

The information, estimates and projections contained in this document are necessarily based on current market conditions, which may change significantly in the short term. Therefore, changes and events occurring after the date of the document could affect the validity of the conclusions contained in the document. LAPIS Asset Management SA assumes no obligation to update and/or revise the document or the information and data on which it is based.

For further information in relations to financial instruments reported in the present document/mail please refer to the official product documentation.