



Lapis UK Top 25 Dividend Yield Index

September 30, 2021

Description

The Lapis UK Top 25 Dividend Yield Index is composed of 25 equally weighted UK companies with a minimum of GBP 2 billion of market capitalization and with uninterrupted and continuously increasing dividend payments over the last 5 years. The index is rebalanced on a quarterly basis (end of March, June, September, and December).

This Lapis equity index is suitable for investors who are seeking a reliable income stream from UK companies. The United Kingdom is one of the most stable countries in the world in political, legal and economic terms. Britain is the 5th largest economy in the world and offers an attractive location for national and international companies.

Index Facts

Weighting Method	Equal weighted
Rebalancing Frequency	Quarterly: end of March, June, September, December
Calculation Frequency	Daily
Calculation Currency	GBP
Launch Date	01.01.2012
Initial Price	GBP 100.-
Nav 30.09.2021	GBP 276.92

Sector Breakdown

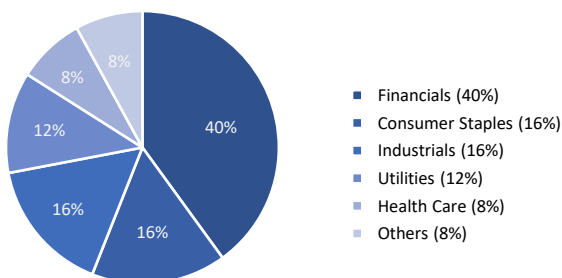
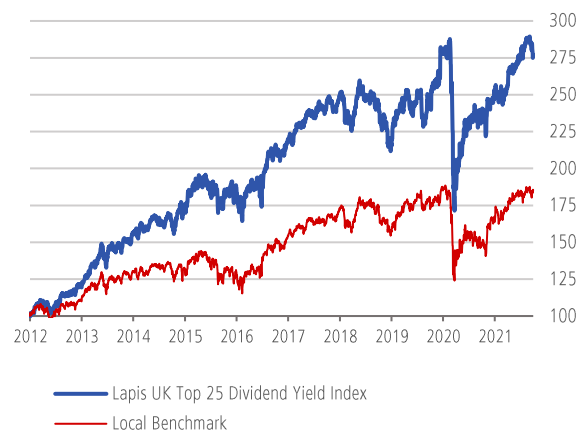


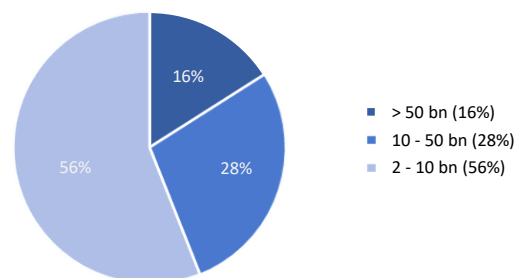
Chart: 01.01.2012 – 30.09.2021



Performance

	2012	2013	2014	2015	2016
Index	17.10%	31.11%	11.48%	6.97%	17.75%
Benchmark	7.55%	18.65%	0.71%	-1.36%	19.15%
	2017	2018	2019	2020	YTD
Index	13.51%	-13.30%	28.58%	-11.20%	12.12%
Benchmark	11.95%	-8.78%	17.23%	-11.44%	13.03%
	1 year	3 years	p.a. 3 years	p.a. since inception	
Index	17.87%	13.01%	4.15%	10.79%	
Benchmark	25.31%	6.08%	1.98%	6.28%	


Market Cap Breakdown



Ratios

		2012	2013	2014	2015	2016	2017	2018	2019	2020
P/E	Lapis UK Top 25 Dividend Yield Index	15,56	18,88	19,45	17,20	19,63	17,96	11,69	13,39	20,31
	Benchmark	17,80	16,93	22,31	34,54	52,90	23,06	15,81	21,52	93,10
P/S	Lapis UK Top 25 Dividend Yield Index	1,20	1,35	1,29	1,19	1,12	1,08	0,98	1,16	1,93
	Benchmark	0,96	1,08	1,05	1,27	1,33	1,28	1,08	1,08	1,32
Jensen Alpha	Lapis UK Top 25 Dividend Yield Index	12,8 %	14,8 %	13,2 %	11,3 %	2,1 %	7,0 %	-2,1 %	14,1 %	3,0 %
Volatility	Lapis UK Top 25 Dividend Yield Index	12,77 %	11,74 %	10,74 %	16,05 %	18,61 %	7,85 %	12,64 %	14,21 %	28,87 %
	Benchmark	14,17 %	12,25 %	11,52 %	17,43 %	17,13 %	8,61 %	12,85 %	12,14 %	29,70 %
Dividend Yield	Lapis UK Top 25 Dividend Yield Index	4,14 %	4,11 %	5,18 %	5,17 %	4,75 %	6,40 %	8,45 %	7,68 %	3,72 %
	Benchmark	3,95 %	3,64 %	3,93 %	4,22 %	3,99 %	4,02 %	4,91 %	4,77 %	3,28 %

Constituents



Disclaimer

Although the information in this document comes from reputable sources, Lapis Asset Management Limited guarantees neither the accuracy nor the completeness. All information and interpretations can be changed at any time and without further notice. Lapis Asset Management Limited is not responsible for the consequences that may result from the use of the contents of this brochure. This document may not be copied or passed on to other interested parties without the permission of Lapis Asset Management Limited. The information contained in this document is neither an offer nor intended to prompt for the purchase or sale of any securities or financial instruments. If the currency of a financial investment does not match the reference currency of the client, a currency risk will arise. This document does not take into account the specific investment objectives or the tax or financial situation or the individual needs of any recipient. All information in this document is provided without any guarantee or warranty. This document is intended for information purposes only and should only be used personally by the recipient.