

Lapis Global Water 25 Dividend Yield Index

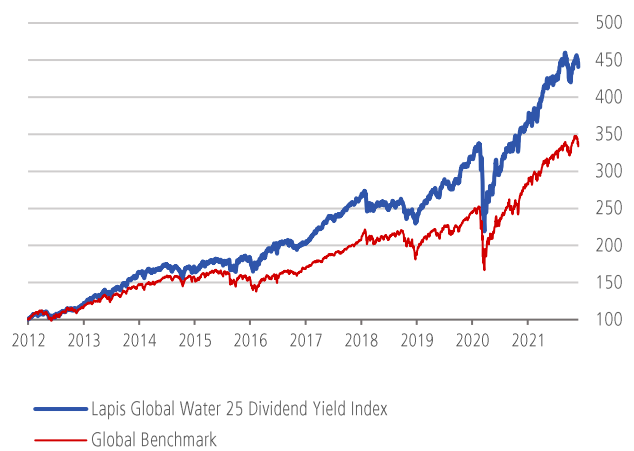
November 30, 2021

Description

The Lapis Global Water 25 Dividend Yield Index is composed of 25 equally weighted Water related stocks with a minimum of USD 2.5 billion of market capitalization and with uninterrupted and continuously increasing dividend payments over the last 5 years. The index is rebalanced on a quarterly basis (end of March, June, September, and December).

This Lapis equity index is suitable for investors who are seeking a reliable income stream from companies operating in the global water related industry. The purification and conservation of water for homes and businesses, including all the related industries in utilities, infrastructure, equipment, instruments and materials elevates this field to one of the most promising sectors. The water industry will continue to show steady growth rates in terms of volumes and profits due to the increasing need of this essential commodity.

Chart since inception



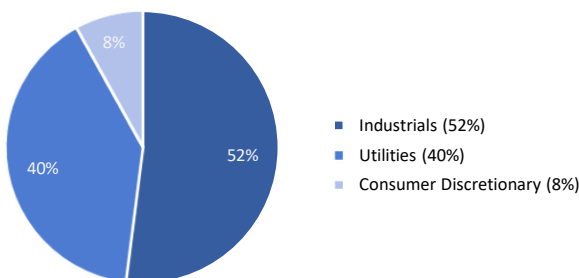
Index Facts

Weighting Method	Equal weighted
Rebalancing Frequency	Quarterly: end of March, June, September, December
Calculation Frequency	Daily
Calculation Currency	USD
Launch Date	01.01.2012
Initial Price	USD 100.-
Nav 30.11.2021	440.62

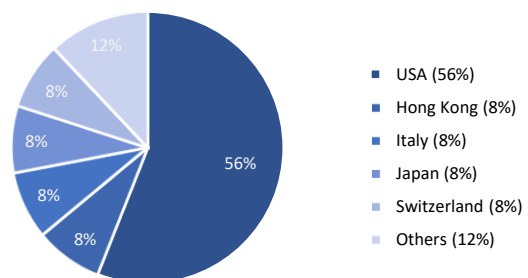
Performance

	2012	2013	2014	2015	2016
Index	19.59%	37.57%	2.91%	8.04%	10.76%
Benchmark	16.20%	27.36%	5.50%	-0.32%	8.15%
	2017	2018	2019	2020	YTD
Index	31.39%	-11.63%	35.48%	15.13%	20.08%
Benchmark	23.07%	-8.20%	28.40%	16.50%	17.30%
	1 year	3 years	p.a. 3 y	p.a. since inception	
Index	23.41%	78.40%	21.26%	16.13%	
Benchmark	22.31%	62.18%	17.47%	12.92%	

Sector Breakdown



Country Breakdown



Ratios

		2012	2013	2014	2015	2016	2017	2018	2019	2020
P/E	Lapis Global Water 25 Div Yield Index	20.83	21.53	20.28	21.83	22.68	25.12	16.69	21.61	28.48
	Benchmark	15.87	19.32	17.87	20.07	21.91	21.47	15.64	20.60	33.22
P/S	Lapis Global Water 25 Div Yield Index	1.69	1.85	1.57	1.52	1.37	1.63	1.10	1.36	2.07
	Benchmark	1.08	1.35	1.40	1.49	1.54	1.75	1.47	1.79	2.20
Jensen Alpha	Lapis Global Water 25 Div Yield Index	4.70%	8.60%	-2.40%	7.90%	2.80%	7.90%	-6.70%	14.10%	2.00%
Volatility	Lapis Global Water 25 Div Yield Index	12.00%	10.42%	9.57%	12.04%	13.09%	6.61%	10.86%	8.83%	25.37%
	Benchmark	12.68%	9.80%	9.11%	13.22%	12.84%	5.80%	12.88%	10.30%	29.49%
Dividend Yield	Lapis Global Water 25 Div Yield Index	1.91%	1.87%	2.04%	2.36%	2.30%	2.37%	3.44%	2.71%	2.18%
	Benchmark	2.84%	2.41%	2.49%	2.58%	2.49%	2.32%	2.73%	2.36%	1.82%

Constituents



Disclaimer

The information provided in this document constitutes marketing material.

The document has been prepared for information purposes only and does not constitute an offer, investment recommendation, personal advice or solicitation to purchase financial instruments and does not offer or promote any form of investment. This document does not constitute investment advice on financial instruments and therefore the information made available in this document should not be construed as a recommendation or invitation to invest.

The presentation has been prepared with the utmost care and attention; however, errors cannot be excluded. LAPIS Asset Management SA excludes any liability that may result from incorrect or outdated information.

The information, estimates and projections contained in this document are necessarily based on current market conditions, which may change significantly in the short term. Therefore, changes and events occurring after the date of the document could affect the validity of the conclusions contained in the document. LAPIS Asset Management SA assumes no obligation to update and/or revise the document or the information and data on which it is based.

For further information in relations to financial instruments reported in the present document/mail please refer to the official product documentation.