



# Eduran-Lapis (CI) Next Gen Indices Portfolio

June 30, 2021

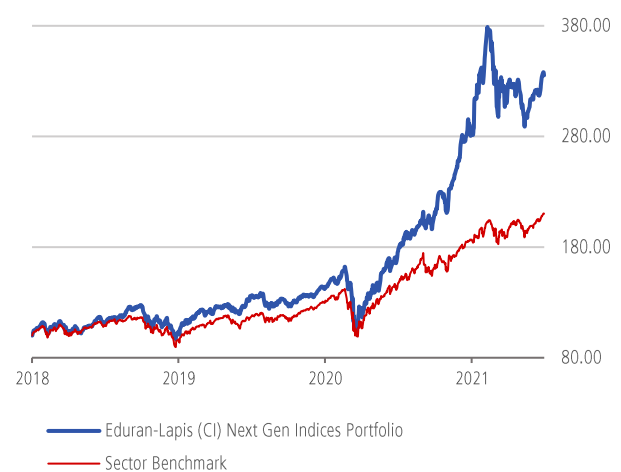
## Description

The Eduran-Lapis (CI) Next Gen Indices Portfolio is composed of 80 companies selected from the following Lapis Indices:

- 25% of Lapis GI. Top 20 Autonomous Tech. & Robotics Index**  
 composed of companies responsible for technological breakthroughs and scientific research in energy storage, transportation, automation, manufacturing and materials.
- 25% of Lapis Global Top 20 '3D Printing' Index**  
 composed of companies operating in the fields of 3D printing hardware, 3D printing simulation software, 3D printing centers and 3D printing materials.
- 25% of Lapis Global Top 20 Space Exploration Index**  
 composed of companies operating in the fields of Orbital Aerospace, Suborbital Aerospace, Enabling Technologies and Aerospace Beneficiary.
- 25% of Lapis Global Top 20 Genomic Revolution Index**  
 composed of companies operating in gene therapy, bioinformatics, bio-inspired computing, molecular medicine and pharmaceutical innovation.

Each index consists of the worldwide best-known and leading companies within the framework of an internationally recognized research company. All stocks are equally weighted and the portfolio is rebalanced on a quarterly basis (end of January, April, July, and October).

## Chart: 01.01.2018 – 30.06.2021



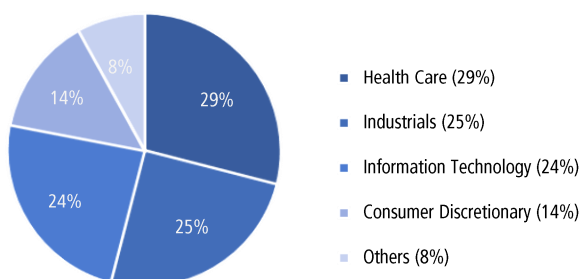
## Portfolio Facts

Weighting Method	Equal weighted
Rebalancing Frequency	Quarterly: end of January, April, July, October
Calculation Frequency	Daily
Calculation Currency	USD
ISIN	CH1115971017
VALOR	111597101
Launch Date	24.07.2021
Initial Price	USD 100.-
Nav 30.06.2021	USD 335.17

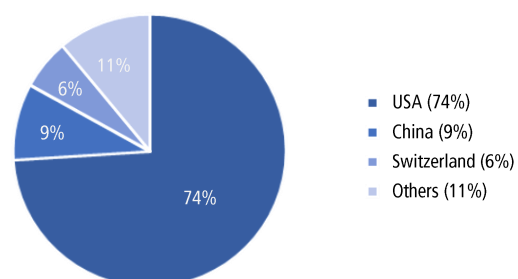
## Performance

	2018	2019	2020	YTD	AMC since start
<b>Portfolio</b>	3.26%	38.07%	98.77%	18.27%	/
<b>Benchmark</b>	-2.84%	36.69%	44.92%	12.92%	/
	<b>1 year</b>	<b>3 years</b>	<b>p.a. 3 years</b>	<b>p.a. since inception</b>	
<b>Portfolio</b>	91.28%	200.76%	44.25%	41.22%	
<b>Benchmark</b>	45.23%	98.71%	25.67%	24.80%	

## Sector Breakdown



## Country Breakdown



TOP 5 CONSTITUENTS

---

LAPIS GLOBAL TOP 20 AUTONOMOUS TECHNOLOGY & ROBOTICS INDEX



LAPIS GLOBAL TOP 20 '3D PRINTING' INDEX



LAPIS GLOBAL TOP 20 SPACE EXPLORATION INDEX



LAPIS GLOBAL TOP 20 GENOMIC REVOLUTION INDEX



Disclaimer

---

Although the information in this document comes from reputable sources, Lapis Asset Management Limited guarantees neither the accuracy nor the completeness. All information and interpretations can be changed at any time and without further notice. Lapis Asset Management Limited is not responsible for the consequences that may result from the use of the contents of this brochure. This document may not be copied or passed on to other interested parties without the permission of Lapis Asset Management Limited. The information contained in this document is neither an offer nor intended to prompt for the purchase or sale of any securities or financial instruments. If the currency of a financial investment does not match the reference currency of the client, a currency risk will arise. This document does not take into account the specific investment objectives or the tax or financial situation or the individual needs of any recipient. All information in this document is provided without any guarantee or warranty. This document is intended for information purposes only and should only be used personally by the recipient.