

























LAPIS GLOBAL CYBER SECURITY 25 LIST Q1-2023

The Lapis Global Cyber Security 25 Index is composed of 25 worldwide best-known and leading cyber security companies. All companies have a market capitalization greater than USD 2.5 billion and 30 % of them have paid uninterrupted and continuously increasing dividends over the last 3 years. Hence, a maximum of 70 % of the companies included in our unique equity index do not apply a strict dividend payment policy and have paid their regular dividends for less than 3 years. Our rule-based criteria for selecting the most promising companies are applied during the quarterly rebalancing process (end of March, June, September, and December).

Ticker	Ccy	Company	Sector	Mkt Cap USD	Price	Perf 2021%	Perf 2022%	YTD%	Dvd Yld%	CAGR 3y%	Period	Div 2021	Div 2022
BA/	GBP	BAE Systems 	Industrials	31'384	825.00	17.65	60.93	-3.62	3.10	2.82	Q2	14.30	15.20
											Q4	9.90	10.40
											Total	24.20	25.60
BAH	USD	Booz Allen Hamilton Booz Allen Hamilton	Industrials	12'809	96.87	-1.05	25.70	-7.32	1.78	24.88	Q1	0.37	0.43
											Q2	0.37	0.43
											Q3	0.37	0.43
											Q4	0.37	0.43
											Total	1.48	1.72
CSCO	USD	Cisco 	Inform. Technology	202'160	49.21	45.76	-22.46	4.12	3.09	4.72	Q1	0.36	0.37
											Q2	0.37	0.38
											Q3	0.37	0.38
											Q4	0.37	0.38
											Total	1.47	1.51
GEN	USD	Gen 	Inform. Technology	14'323	21.99	27.59	-15.82	2.61	2.27	18.56	Q1	0.125	0.125
											Q2	0.125	0.125
											Q3	0.125	0.125
											Q4	0.125	0.125
											Total	0.50	0.50
JNPR	USD	Juniper Networks 	Inform. Technology	10'438	32.16	63.37	-8.08	0.63	2.61	3.57	Q1	0.20	0.21
											Q2	0.20	0.21
											Q3	0.20	0.21
											Q4	0.20	0.21
											Total	0.80	0.84
LDOS	USD	Leidos 	Inform. Technology	13'618	99.63	-14.18	20.04	-5.29	1.45	3.03	Q1	0.34	0.36
											Q2	0.34	0.36
											Q3	0.36	0.36
											Q4	0.36	0.36
											Total	1.40	1.44
SAIC	USD	SAIC 	Industrials	5'826	106.65	-10.22	34.92	-3.86	1.39	6.08	Q1	0.37	0.37
											Q2	0.37	0.37
											Q3	0.37	0.37
											Q4	0.37	0.37
											Total	1.48	1.48
4704	JPY	Trend Micro 	Inform. Technology	6'599	6'110.00	10.81	-3.91	-0.49	3.19	6.16	Q4	195.00	195.00
											Total	195.00	195.00
AKAM	USD	Akamai 	Inform. Technology	13'952	88.73	11.48	-27.97	5.26	N/A	No CAGR	No Dividend		
CACI	USD	Caci 	Industrials	6'950	295.78	7.97	11.66	-1.60	N/A	No CAGR	No Dividend		
CHKP	USD	Check Point 	Inform. Technology	15'666	124.92	-12.30	8.24	-0.98	N/A	No CAGR	No Dividend		
NET	USD	CloudFlare 	Inform. Technology	14'305	43.53	73.05	-65.62	-3.72	N/A	No CAGR	No Dividend		

Ticker	Ccy	Company	Sector	Mkt Cap USD	Price	Perf 2021%	Perf 2022%	YTD%	Dvd Yld%	CAGR 3y%	Period	Div 2021	Div 2022
CRWD	USD	CrowdStrike	Inform. Technology	22'972	97.00	-3.34	-48.58	-7.87	N/A	No CAGR		No Dividend	
													
CYBR	USD	CyberArk	Inform. Technology	4'921	120.87	7.23	-25.18	-6.77	N/A	No CAGR		No Dividend	
													
FFIV	USD	F5	Inform. Technology	8'907	147.54	39.09	-41.36	2.81	N/A	No CAGR		No Dividend	
													
FTNT	USD	Fortinet	Inform. Technology	38'124	48.80	141.97	-32.0	-0.2	N/A	No CAGR		No Dividend	
													
GDS	USD	GDS	Inform. Technology	4'207	22.08	-49.64	-56.28	7.08	N/A	No CAGR		No Dividend	
													
OKTA	USD	Okta	Inform. Technology	10'396	64.90	-11.83	-69.52	-5.02	N/A	No CAGR		No Dividend	
													
PANW	USD	Palo Alto Networks	Inform. Technology	41'335	136.71	56.66	-24.81	-2.03	N/A	No CAGR		No Dividend	
													
QLYS	USD	Qualys	Inform. Technology	4'007	105.47	12.60	-18.21	-6.02	N/A	No CAGR		No Dividend	
													
S	USD	SentinelOne	Inform. Technology	4'068	14.39	*44.26 Listed: 29.06	-71.10	-1.37	N/A	No CAGR		No Dividend	
													
SPLK	USD	Splunk	Inform. Technology	14'407	88.01	-31.89	-25.60	2.23	N/A	No CAGR		No Dividend	
													
VRSN	USD	VeriSign	Inform. Technology	22'441	211.67	17.29	-19.06	3.03	N/A	No CAGR		No Dividend	
													
VMW	USD	VMware	Inform. Technology	53'119	124.86	-0.60	5.94	1.71	N/A	No CAGR		No Dividend	
													
ZS	USD	Zscaler	Inform. Technology	15'582	108.05	60.90	-65.18	-3.44	N/A	No CAGR		No Dividend	
													
Average				23'701					0.76	2.79			

Disclaimer

The information provided in this document constitutes marketing material.

The document has been prepared for information purposes only and does not constitute an offer, investment recommendation, personal advice or solicitation to purchase financial instruments and does not offer or promote any form of investment. This document does not constitute investment advice on financial instruments and therefore the information made available in this document should not be construed as a recommendation or invitation to invest.

The presentation has been prepared with the utmost care and attention; however, errors cannot be excluded. LAPIS Asset Management SA excludes any liability that may result from incorrect or outdated information.

The information, estimates and projections contained in this document are necessarily based on current market conditions, which may change significantly in the short term. Therefore, changes and events occurring after the date of the document could affect the validity of the conclusions contained in the document. LAPIS Asset Management SA assumes no obligation to update and/or revise the document or the information and data on which it is based.

For further information in relations to financial instruments reported in the present document/mail please refer to the official product documentation.

For further information please don't hesitate to contact us. Upon request we will also send you the term sheet and the factsheet of our Lapis Global Cyber Security 25 Index.

Contact Details

Lapis Analytics a division of
Lapis Asset Management Limited
Via Emilio Bossi 6
6900 Lugano (Switzerland)
Phone: +41 91 971 16 93
E-Mail: info@lapis.finance
Website: www.lapis.finance