


















LAPIS GLOBAL LUXURY BRANDS 20 DIVIDEND YIELD LIST Q4-2023

The **Lapis Global Luxury Brands 20 Dividend Yield Index** is composed of the 20 worldwide best-known and leading luxury brands based on an international recognized ranking. The stocks are equally weighted and part of them have paid uninterrupted and continuously increasing dividends over the last 5 years. The remaining companies do not apply a strict dividend payment policy. The Index is rebalanced on a quarterly basis (end of March, June, September, and December).

Ticker	Ccy	Brand	Sector	Mkt Cap USD	Price	Perf 2021%	Perf 2022%	YTD%	Dvd Yld%	CAGR 5y%	Period	Div 2021	Div 2022
VOW	EUR	Bentley Volkswagen  BENTLEY	Cons. Discretionary	55'359	110.45	54.53	-33.40	-20.84	25.13	30.26	Q2 Q3	7.50 4.80	7.50
RMS	EUR	Hermès  HERMÈS PARIS	Cons. Discretionary	195'876	1'776.40	75.41	-5.29	23.77	0.73	16.36	Q1 Q2	1.50 3.05	2.50 5.50
OR	EUR	Lancôme L'Oréal  LANCÔME PARIS	Consumer Staples	223'469	399.20	35.75	-18.87	21.34	1.50	7.78	Q2	4.00	4.80
PG	USD	SK-II Procter & Gamble 	Consumer Staples	354'947	150.60	20.54	-5.04	1.90	2.48	5.68	Q1 Q2 Q3 Q4	0.7907 0.8698 0.8698 0.8698	0.8698 0.9133 0.9133 0.9133
BRBY	GBP	Burberry  BURBERRY	Cons. Discretionary	7'478	1'720.50	4.36	15.01	-13.44	3.55	N/A	Q2 Q4	42.50 11.60	35.40 16.50
CFR	CHF	Cartier Richemont 	Cons. Discretionary	67'677	107.00	74.59	-9.61	-8.06	3.27	N/A	Q3	2.00	2.25
TPR	USD	Coach Tapestry 	Cons. Discretionary	6'336	27.86	32.24	-3.34	-24.97	4.49	N/A	Q1 Q2 Q3 Q4	No Div. No Div. 0.2500 0.2500	0.25 0.25 0.30 0.30
CDI	EUR	Dior 	Cons. Discretionary	122'606	647.50	62.44	-4.93	-4.14	1.85	N/A	Q2 Q4	4.00 3.00	5.00 7.00
EL	USD	Estée Lauder  ESTÉE LAUDER	Consumer Staples	48'147	134.55	40.03	-32.32	-45.22	1.96	N/A	Q1 Q2 Q3 Q4	0.53 0.53 0.53 0.60	0.60 0.60 0.60 0.66
RACE	EUR	Ferrari 	Cons. Discretionary	54'270	284.50	21.19	-11.42	43.12	0.64	N/A	Q2	0.867	1.362
KER	EUR	Gucci Kering 	Cons. Discretionary	50'832	393.30	20.44	-31.22	-15.22	3.56	N/A	Q1 Q2	2.50 5.50	3.50 8.50
IHG	GBP	InterContinental  INTERCONTINENTAL HOTELS & RESORTS	Cons. Discretionary	11'861	5'920.00	1.94	1.32	27.43	1.93	N/A	Q1 Q3	No Div. No Div.	0.859 0.439

Ticker	Ccy	Brand	Sector	Mkt Cap USD	Price	Perf 2021%	Perf 2022%	YTD%	Dvd Yld%	CAGR 5y%	Period	Div 2021	Div 2022
MC	EUR	Louis Vuitton	Cons. Discretionary	355'249	679.10	43.86	-4.74	0.67	1.77	N/A	Q2	4.00	7.00
LVMH													
Total													
MONC	EUR	Moncler	Cons. Discretionary	15'241	53.28	28.74	-21.58	9.50	2.10	N/A	Q2	0.45	0.60
													
Total													
4927	JPY	Pola	Consumer Staples	2'563	1'683.00	-6.37	-0.10	-8.61	3.09	N/A	Q2	20.00	21.00
POLA													
Total													
P911	EUR	Porsche	Cons. Discretionary	81'171	86.10	N/A	14.85*	-8.31	1.17	N/A	No Dividend		
													
PORSCHE													
1913	HKD	Prada	Cons. Discretionary	15'068	46.00	-1.94	-10.52	6.04	2.07	N/A	Q2	0.035	0.07
PRADA													
Total													
EL	EUR	Ray-Ban EssilorLuxottica	Health Care	79'583	168.58	47.91	-8.14	1.42	1.92	N/A	Q2	1.08	2.51
													
Total													
BMW	EUR	Rolls-Royce BMW	Cons. Discretionary	59'016	90.86	25.37	1.45	18.29	9.36	N/A	Q2	1.90	5.80
													
Total													
69	HKD	Shangri-La	Cons. Discretionary	2'288	5.06	-5.79	-1.69	-20.94	N/A	N/A	No Dividend		
													
SHANGRI-LA													
HOTELS and RESORTS													
Average				90'452					3.63	3.00			

Disclaimer

The information provided in this document constitutes marketing material.

The document has been prepared for information purposes only and does not constitute an offer, investment recommendation, personal advice or solicitation to purchase financial instruments and does not offer or promote any form of investment. This document does not constitute investment advice on financial instruments and therefore the information made available in this document should not be construed as a recommendation or invitation to invest.

The presentation has been prepared with the utmost care and attention; however, errors cannot be excluded. LAPIS Asset Management SA excludes any liability that may result from incorrect or outdated information.

The information, estimates and projections contained in this document are necessarily based on current market conditions, which may change significantly in the short term. Therefore, changes and events occurring after the date of the document could affect the validity of the conclusions contained in the document. LAPIS Asset Management SA assumes no obligation to update and/or revise the document or the information and data on which it is based.

For further information in relations to financial instruments reported in the present document/mail please refer to the official product documentation.

For further information please don't hesitate to contact us. Upon request we will also send you the term sheet and the factsheet of our Lapis Global Luxury Brands 20 Dividend Yield Index.

Contact Details

Lapis Analytics a division of
Lapis Asset Management Limited
Via Emilio Bossi 6
6900 Lugano (Switzerland)
Phone: +41 91 971 16 93
E-Mail: info@lapis.finance
Website: www.lapis.finance