

























## LAPIS GLOBAL CYBER SECURITY 25 LIST Q4-2021

The **Lapis Global Cyber Security 25 Index** is composed of 25 equally weighted Cyber Security related stocks with a minimum of USD 2.5 billion of market capitalization and 40% of them have paid uninterrupted and continuously increasing dividends over the last 3 years. A maximum of 60% of the companies included in our unique equity index do not apply a strict dividend payment policy. The index is rebalanced on a quarterly basis (end of March, June, September, and December).

Ticker	Ccy	Company	Sector	Mkt Cap USD	Price	Perf 2019%	Perf 2020%	YTD%	Dvd Yld%	CAGR 5y%	Period	Div 2019	Div 2020
BA/	GBP	<b>BAE Systems</b> 	Industrials	<b>24'826</b>	562.80	28.50	-9.21	16.94	<b>4.30</b>	<b>2.89</b>	Q2	13.20	13.80
											Q4	9.40	9.40
											<b>Total</b>	<b>22.60</b>	<b>23.20</b>
BAH	USD	<b>Booz Allen Hamilton</b> Booz   Allen   Hamilton	Industrials	<b>10'853</b>	80.28	60.16	24.44	-7.91	<b>1.84</b>	<b>22.17</b>	Q1	0.23	0.31
											Q2	0.23	0.31
											Q3	0.23	0.31
											Q4	0.27	0.31
<b>Total</b>	<b>0.96</b>	<b>1.24</b>											
CSCO	USD	<b>Cisco</b> 	Inform. Technology	<b>227'505</b>	53.94	13.82	-3.53	20.54	<b>2.74</b>	<b>8.16</b>	Q1	0.33	0.35
											Q2	0.35	0.36
											Q3	0.35	0.36
											Q4	0.35	0.36
<b>Total</b>	<b>1.38</b>	<b>1.43</b>											
J	USD	<b>Jacobs Engineering</b> 	Industrials	<b>17'233</b>	132.24	54.99	22.38	21.37	<b>0.64</b>	<b>8.20</b>	Q1	0.17	0.19
											Q2	0.17	0.19
											Q3	0.17	0.19
											Q4	0.17	0.19
<b>Total</b>	<b>0.68</b>	<b>0.76</b>											
JNPR	USD	<b>Juniper Networks</b> 	Inform. Technology	<b>9'130</b>	28.08	-5.63	-5.38	24.74	<b>2.85</b>	<b>25.99</b>	Q1	0.19	0.20
											Q2	0.19	0.20
											Q3	0.19	0.20
											Q4	0.19	0.20
<b>Total</b>	<b>0.76</b>	<b>0.80</b>											
MANT	USD	<b>ManTech</b> 	Industrials	<b>3'166</b>	77.82	55.34	13.21	-12.50	<b>1.95</b>	<b>15.07</b>	Q1	0.27	0.32
											Q2	0.27	0.32
											Q3	0.27	0.32
											Q4	0.27	0.32
<b>Total</b>	<b>1.08</b>	<b>1.28</b>											
NLOK	USD	<b>NortonLifeLock</b> 	Inform. Technology	<b>14'689</b>	25.25	37.17	41.81	21.51	<b>1.98</b>	<b>18.56</b>	Q1	0.075	0.125
											Q2	0.075	0.125
											Q3	0.075	0.125
											Q4	0.125	0.125
<b>Total</b>	<b>0.35</b>	<b>0.50</b>											
QQ/	GBP	<b>QinetiQ</b> 	Industrials	<b>2'493</b>	316.80	27.79	-8.68	-0.88	<b>2.18</b>	<b>3.23</b>	Q1	2.10	2.20
											Q3	4.50	4.40
											<b>Total</b>	<b>6.60</b>	<b>6.60</b>
SWCH	USD	<b>Switch</b> 	Inform. Technology	<b>6'195</b>	25.63	113.62	11.58	56.57	<b>0.82</b>	<b>84.43</b>	Q1	0.0294	0.0294
											Q2	0.0294	0.0294
											Q3	0.0294	0.0500
											Q4	0.0294	0.0500
<b>Total</b>	<b>0.1176</b>	<b>0.1588</b>											
ULE	GBP	<b>Ultra</b> 	Industrials	<b>3'148</b>	3'246.00	67.61	0.30	56.66	<b>1.78</b>	<b>6.48</b>	Q2	37.00	
											Q3	15.00	54.60
											<b>Total</b>	<b>52.00</b>	<b>54.60</b>
AKAM	USD	<b>Akamai</b> 	Inform. Technology	<b>16'863</b>	103.56	41.42	21.54	-1.36	<b>N/A</b>	<b>N/A</b>	No Dividend		
CHKP	USD	<b>Check Point</b> 	Inform. Technology	<b>15'235</b>	114.72	8.10	19.78	-13.69	<b>N/A</b>	<b>N/A</b>	No Dividend		

Ticker	Ccy	Company	Sector	Mkt Cap USD	Price	Perf 2019%	Perf 2020%	YTD%	Dvd Yld%	CAGR 5y%	Period	Div 2019	Div 2020	
NET	USD	CloudFlare 	Inform. Technology	41'691	133.44	*13.73 *since 12.09	345.43	75.60	N/A	N/A		No Dividend		
CRWD	USD	CrowdStrike 	Inform. Technology	56'637	248.20	*46.68 *since 11.06	324.74	17.17	N/A	N/A		No Dividend		
FFIV	USD	F5 	Inform. Technology	11'918	197.61	-13.81	25.99	12.32	N/A	N/A		No Dividend		
FTNT	USD	Fortinet 	Inform. Technology	49'290	301.80	51.58	39.13	103.2	N/A	N/A		No Dividend		
GDS	USD	GDS  GDS万国数据	Inform. Technology	10'395	55.62	123.39	81.54	-40.60	N/A	N/A		No Dividend		
MCFE	USD	McAfee 	Inform. Technology	9'452	21.91	N/A	*-16.15 *since 21.10	53.35	2.10	N/A	Q4	No Div.	0.087	
<b>Total</b>												<b>0.00</b>	<b>0.087</b>	
OKTA	USD	Okta 	Inform. Technology	35'984	231.92	80.83	120.39	-8.79	N/A	N/A		No Dividend		
PANW	USD	Palo Alto Networks 	Inform. Technology	47'352	486.13	22.78	53.68	36.79	N/A	N/A		No Dividend		
SPLK	USD	Splunk 	Inform. Technology	23'660	146	42.84	13.43	-13.79	N/A	N/A		No Dividend		
HO	EUR	Thales 	Industrials	20'827	83.04	-7.24	-18.63	12.79	2.12	N/A	Q2	1.58	No div.	
												Q4	0.60	0.40
<b>Total</b>												<b>2.18</b>	<b>0.40</b>	
VRSN	USD	VeriSign 	Inform. Technology	23'291	208.19	29.93	12.31	-3.79	N/A	N/A		No Dividend		
VMW	USD	Vmware 	Inform. Technology	63'399	151.40	10.69	-7.60	7.94	N/A	N/A		No Dividend		
ZS	USD	Zscaler 	Inform. Technology	36'661	264.25	18.59	329.48	32.32	N/A	N/A		No Dividend		
<b>Average</b>				<b>31'276</b>					<b>1.01</b>	<b>7.81</b>				

## Disclaimer

---

Although the information in this document comes from reputable sources, Lapis Analytics, a division of Lapis Asset Management Limited, guarantees neither the accuracy nor the completeness. All information and interpretations can be changed at any time and without further notice. Lapis Asset Management Limited is not responsible for the consequences that may result from the use of the contents of this brochure. This document may not be copied or passed on to other interested parties without the permission of Lapis Asset Management Limited. The information contained in this document is neither an offer nor intended to prompt for the purchase or sale of any securities or financial instruments. If the currency of a financial investment does not match the reference currency of the client, a currency risk will arise.

This document does not take into account the specific investment objectives or the tax or financial situation or the individual needs of any recipient. All information in this document is provided without any guarantee or warranty. This document is intended for information purposes only and should only be used personally by the recipient.

---

For further information please don't hesitate to contact us. Upon request we will also send you the term sheet and the factsheet of our Lapis Global Cyber Security 25 Index.

### Contact Details

**Lapis Analytics** a division of  
Lapis Asset Management Limited  
Via Emilio Bossi 6  
6900 Lugano (Switzerland)  
Phone: +41 91 971 16 93  
E-Mail: [info@lapis.finance](mailto:info@lapis.finance)  
Website: [www.lapis.finance](http://www.lapis.finance)