





















## LAPIS GLOBAL LUXURY BRANDS 20 DIVIDEND YIELD LIST Q4-2021

The Lapis Global Luxury Brands 20 Dividend Yield Index is composed of the top 20 best-known worldwide luxury brands based on an international ranking. The stocks are equally weighted and part of them have paid uninterrupted and continuously increasing dividends over the last 5 years. The rest of the companies do not apply to the strict dividend payment policy and are ranked according to this international luxury brands ranking. The Index is rebalanced on a quarterly basis (end of March, June, September, and December).

Ticker	Ccy	Brand	Sector	Mkt Cap USD	Price	Perf 2019%	Perf 2020%	YTD%	Dvd Yld%	CAGR 5y%	Period	Div 2019	Div 2020
RMS	EUR	 <b>HERMÈS</b> PARIS	Cons. Discretionary	150'403	1188.50	38.48	32.94	40.06	0.38	9.05	Q1	1.50	1.50
											Q2	3.05	3.05
											<b>Total</b>	<b>4.55</b>	<b>4.55</b>
VOW	EUR	 <b>Lamborghini</b> Volkswagen	Cons. Discretionary	137'033	257.20	28.51	1.41	57.32	1.87	157.02	Q2	4.80	
											Q4		4.80
											<b>Total</b>	<b>4.80</b>	<b>4.80</b>
OR	EUR	 <b>LANCÔME</b> PARIS	Consumer Staples	233'709	358.15	33.30	19.29	16.60	1.12	7.35	Q2	3.85	
											Q3		3.85
											<b>Total</b>	<b>3.85</b>	<b>3.85</b>
PAH3	EUR	 <b>PORSCHE</b>	Cons. Discretionary	29'961	82.32	34.06	-11.95	50.00	2.68	21.62	Q2	2.21	
											Q4		2.21
											<b>Total</b>	<b>2.21</b>	<b>2.21</b>
PG	USD	 <b>SK-II</b> Procter & Gamble	Consumer Staples	346'108	141.19	39.70	14.15	2.44	2.46	3.44	Q1	0.7172	0.7459
											Q2	0.7459	0.7907
											Q3	0.7459	0.7907
											Q4	0.7459	0.7907
											<b>Total</b>	<b>2.9549</b>	<b>3.118</b>
AML	GBP	 <b>ASTON MARTIN</b>	Cons. Discretionary	2'674	1'650.50	-57.52	-39.80	-15.95	N/A	No CAGR	No Dividend		
BRBY	GBP	 <b>BURBERRY</b>	Cons. Discretionary	10'280	1'855.50	29.97	-18.84	4.11	2.29	No CAGR	Q2	31.50	No Div.
											Q4	11.30	No Div.
											<b>Total</b>	<b>42.80</b>	<b>0.00</b>
CFR	CHF	 <b>Cartier</b> Richemont	Cons. Discretionary	62'568	96.96	23.99	6.88	26.12	2.06	No CAGR	Q3	2.00	1.00
<b>Total</b>	<b>2.00</b>	<b>1.00</b>											
TPR	USD	 <b>COACH</b> Tapestry	Cons. Discretionary	10'860	37.63	-16.08	16.99	25.55	2.66	No CAGR	Q1	0.3375	0.3375
											Q2	0.3375	No Div.
											Q3	0.3375	No Div.
											Q4	0.3375	No Div.
											<b>Total</b>	<b>1.35</b>	<b>0.3375</b>
CDI	EUR	 <b>DIOR</b>	Cons. Discretionary	132'758	623.00	47.73	0.65	39.90	1.12	No CAGR	Q2	4.00	
											Q3		2.60
											Q4	2.20	2.00
											<b>Total</b>	<b>6.20</b>	<b>4.60</b>
EL	USD	 <b>ESTÉE LAUDER</b>	Consumer Staples	114'784	313.55	60.33	29.78	19.40	0.68	No CAGR	Q1	0.43	0.48
											Q2	0.43	No Div.
											Q3	0.43	0.48
											Q4	0.48	0.53
											<b>Total</b>	<b>1.77</b>	<b>1.49</b>
RACE	USD	 <b>Ferrari</b>	Cons. Discretionary	38'823	207.58	67.86	39.73	-8.30	0.50	No CAGR	Q2	1.03	1.13
											<b>Total</b>	<b>1.03</b>	<b>1.13</b>

Ticker	Ccy	Brand	Sector	Mkt Cap USD	Price	Perf 2019%	Perf 2020%	YTD%	Dvd Yld%	CAGR 5y%	Period	Div 2019	Div 2020
KER	EUR	Gucci Kering 	Cons. Discretionary	92'106	616.60	45.37	3.10	7.18	1.30	No CAGR	Q1	3.50	3.50
											Q2	7.00	4.50
											<b>Total</b>	<b>10.50</b>	<b>8.00</b>
MC	EUR	Louis Vuitton 	Cons. Discretionary	372'226	624.80	63.15	24.64	24.82	1.12	No CAGR	Q2	4.00	
											Q3		2.60
											Q4	2.20	2.00
<b>Total</b>	<b>6.20</b>	<b>4.60</b>											
STLA	EUR	Maserati Stellantis 	Cons. Discretionary	59'955	15.97	20.70	11.11	39.85	N/A	No CAGR	Q1	0.65	No Div.
											<b>Total</b>	<b>0.65</b>	<b>0.00</b>
MONC	EUR	Moncler 	Cons. Discretionary	18'116	55.88	40.12	25.13	14.16	0.81	No CAGR	Q2	0.40	No Div.
											<b>Total</b>	<b>0.40</b>	<b>0.00</b>
1913	HKD	Prada 	Cons. Discretionary	15'450	43.10	27.72	59.01	-8.20	0.77	No CAGR	Q2	0.06	No Div.
											<b>Total</b>	<b>0.06</b>	<b>0.00</b>
BMW	EUR	Rolls-Royce BMW 	Cons. Discretionary	62'571	82.07	8.94	4.06	15.52	2.32	No CAGR	Q2	3.50	2.50
											<b>Total</b>	<b>3.50</b>	<b>2.50</b>
SFER	EUR	Salvatore Ferragamo 	Cons. Discretionary	3'506	17.56	7.96	-15.41	13.24	N/A	No CAGR	Q2	0.34	No Div.
											<b>Total</b>	<b>0.34</b>	<b>0.00</b>
4911	JPY	Shiseido 	Consumer Staples	28'037	7'593.00	13.76	-7.78	9.50	0.66	No CAGR	Q2	30.00	20.00
											Q4	30.00	20.00
											<b>Total</b>	<b>60.00</b>	<b>40.00</b>
<b>Average</b>				<b>96'096</b>					<b>1.24</b>	<b>9.92</b>			

## Disclaimer

Although the information in this document comes from reputable sources, Lapis Analytics, a division of Lapis Asset Management Limited, guarantees neither the accuracy nor the completeness. All information and interpretations can be changed at any time and without further notice. Lapis Asset Management Limited is not responsible for the consequences that may result from the use of the contents of this brochure. This document may not be copied or passed on to other interested parties without the permission of Lapis Asset Management Limited. The information contained in this document is neither an offer nor intended to prompt for the purchase or sale of any securities or financial instruments. If the currency of a financial investment does not match the reference currency of the client, a currency risk will arise.

This document does not take into account the specific investment objectives or the tax or financial situation or the individual needs of any recipient. All information in this document is provided without any guarantee or warranty. This document is intended for information purposes only and should only be used personally by the recipient.

---

For further information please don't hesitate to contact us. Upon request we will also send you the term sheet and the factsheet of our Lapis Global Luxury Brands 20 Dividend Yield Index.

## Contact Details

**Lapis Analytics** a division of  
Lapis Asset Management Limited  
Via Emilio Bossi 6  
6900 Lugano (Switzerland)  
Phone: +41 91 971 16 93  
E-Mail: [info@lapis.finance](mailto:info@lapis.finance)  
Website: [www.lapis.finance](http://www.lapis.finance)