


























LAPIS GLOBAL SOFTWARE TECHNOLOGY 25 DIVIDEND YIELD LIST Q4-2021

The Lapis Global Software Technology 25 Dividend Yield Index is composed of 25 worldwide companies offering software technology solutions. All companies in our equally weighted equity index have a market capitalization greater than USD 5 billion and 60 % of them have paid uninterrupted and continuously increasing dividends over the last 5 years. In contrast, a maximum of 40 % of the companies included in our equity index do not apply a strict dividend payment policy and have paid their regular dividends for less than 5 years. Our rule-based criteria for selecting the most promising companies are applied during the quarterly rebalancing process (end of March, June, September, and December).

Ticker	Ccy	Company	Sector	Mkt Cap USD	Price	Perf 2019%	Perf 2020%	YTD%	Dvd Yld%	CAGR 5y%	Period	Div 2019	Div 2020	
ATVI	USD	Activision Blizzard 	Commun. Services	60'179	77.38	27.59	56.26	-16.66	0.61	12.26	Q1	0.37	0.41	
												Total	0.37	0.41
BR	USD	Broadridge 	Inform. Technology	19'563	168.40	30.58	26.30	9.92	1.52	14.36	Q1	0.485	0.540	
												Q2	0.485	0.540
												Q3	0.540	0.575
												Q4	0.540	0.575
												Total	2.05	2.23
9697	JPY	Capcom 	Commun. Services	7'508	3'135.00	39.50	121.12	-7.31	1.15	20.11	Q1	20.00	25.00	
												Q3	20.00	25.00
												Total	40.00	50.00
DLB	USD	Dolby 	Inform. Technology	8'996	88.73	12.64	43.00	-8.65	0.99	15.94	Q1	0.19	0.22	
												Q2	0.19	0.22
												Q3	0.19	0.22
												Q4	0.22	0.22
												Total	0.79	0.88
FIS	USD	Fidelity National 	Inform. Technology	76'186	123.34	37.17	2.76	-12.81	1.26	6.13	Q1	0.35	0.35	
												Q2	0.35	0.35
												Q3	0.35	0.35
												Q4	0.35	0.35
												Total	1.40	1.40
INTU	USD	Intuit 	Inform. Technology	149'362	546.93	34.11	46.11	43.99	0.50	15.73	Q1	0.47	0.53	
												Q2	0.47	0.53
												Q3	0.47	0.53
												Q4	0.53	0.59
												Total	1.94	2.18
JKHY	USD	Jack Henry 	Inform. Technology	12'298	166.16	16.44	12.39	2.57	1.11	11.46	Q1	0.40	0.43	
												Q2	0.40	0.43
												Q3	0.40	0.43
												Q4	0.40	0.43
												Total	1.60	1.72
MSFT	USD	Microsoft 	Inform. Technology	2'134'229	284.00	57.57	42.53	27.69	0.87	10.13	Q1	0.46	0.51	
												Q2	0.46	0.51
												Q3	0.46	0.51
												Q4	0.51	0.56
												Total	1.89	2.09
MSCI	USD	MSCI 	Financials	50'348	610.70	77.17	74.39	36.77	0.68	29.56	Q1	0.58	0.68	
												Q2	0.58	0.68
												Q3	0.68	0.78
												Q4	0.68	0.78
												Total	2.52	2.92
OTEX	CAD	OpenText 	Inform. Technology	13'343	62.54	30.77	2.79	8.13	1.77	13.41	Q2	0.1518	0.1746	
												Q4	0.1746	0.1746
												Total	0.6756	0.6984
ORCL	USD	Oracle 	Inform. Technology	249'449	91.25	19.33	24.22	41.06	1.40	9.86	Q1	0.19	0.24	
												Q2	0.24	0.24
												Q3	0.24	0.24
												Q4	0.24	0.24
												Total	0.91	0.96
PAYX	USD	Paychex 	Inform. Technology	38'893	107.85	34.54	13.23	15.74	2.45	9.16	Q1	0.56	0.62	
												Q2	0.62	0.62
												Q3	0.62	0.62
												Q4	0.62	0.62
												Total	2.42	2.48

Ticker	Ccy	Company	Sector	Mkt Cap USD	Price	Perf 2019%	Perf 2020%	YTD%	Dvd Yld%	CAGR 5y%	Period	Div 2019	Div 2020
SGE	GBP	Sage 	Inform. Technology	9'927	709.00	27.66	-20.49	21.82	2.45	5.66	Q1	10.85	11.12
											Q2	5.79	5.93
											Total	16.64	17.05
SAP	EUR	SAP 	Inform. Technology	168'569	117.64	40.21	-9.57	10.39	1.57	7.51	Q2	1.50	1.58
											Total	1.50	1.58
SSNC	USD	SS&C Technologies 	Inform. Technology	17'863	69.98	37.16	19.51	-3.81	0.91	16.22	Q1	0.10	0.125
											Q2	0.10	0.125
											Q3	0.10	0.140
											Q4	0.13	0.140
Total	0.43	0.53											
ADBE	USD	Adobe 	Inform. Technology	274'870	577.70	45.78	51.64	15.51	N/A	No CAGR	No Dividend		
TEAM	USD	Atlassian 	Inform. Technology	97'643	387.60	35.24	94.34	65.73	N/A	No CAGR	No Dividend		
DSY	EUR	Dassault Systèmes 	Inform. Technology	70'046	45.40	42.02	13.90	36.61	0.25	No CAGR	Q2	0.13	0.14
											Total	0.13	0.14
FISV	USD	Fiserv 	Inform. Technology	73'286	110.67	57.34	-1.53	-2.80	N/A	No CAGR	No Dividend		
CRM	USD	Salesforce 	Inform. Technology	264'820	270.50	18.74	36.82	21.56	N/A	No CAGR	No Dividend		
NOW	USD	ServiceNow 	Inform. Technology	122'430	618.02	58.56	94.97	12.28	N/A	No CAGR	No Dividend		
SNAP	USD	Snap 	Commun. Services	113'460	71.76	196.37	206.61	43.32	N/A	No CAGR	No Dividend		
SNOW	USD	Snowflake 	Inform. Technology	88'404	293.80	N/A	*134.50	4.41	N/A	No CAGR	No Dividend		
WDAY	USD	Workday 	Inform. Technology	61'878	249.51	2.99	45.70	4.13	N/A	No CAGR	No Dividend		
ZM	USD	Zoom 	Inform. Technology	76'484	257.41	*89.00	395.77	-23.69	N/A	No CAGR	No Dividend		
Average				170'401					0.78	7.90			

*Snowflake: Listing on 15.09.20, Zoom: Listing on 17.04.19

Disclaimer

Although the information in this document comes from reputable sources, Lapis Analytics, a division of Lapis Asset Management Limited, guarantees neither the accuracy nor the completeness. All information and interpretations can be changed at any time and without further notice. Lapis Asset Management Limited is not responsible for the consequences that may result from the use of the contents of this brochure. This document may not be copied or passed on to other interested parties without the permission of Lapis Asset Management Limited. The information contained in this document is neither an offer nor intended to prompt for the purchase or sale of any securities or financial instruments. If the currency of a financial investment does not match the reference currency of the client, a currency risk will arise.

This document does not take into account the specific investment objectives or the tax or financial situation or the individual needs of any recipient. All information in this document is provided without any guarantee or warranty. This document is intended for information purposes only and should only be used personally by the recipient.

For further information please don't hesitate to contact us. Upon request we will also send you the term sheet and the factsheet of our Lapis Global Software Technology 25 Dividend Yield Index.

Contact Details

Lapis Analytics a division of
Lapis Asset Management Limited
Via Emilio Bossi 6
6900 Lugano (Switzerland)
Phone: +41 91 971 16 93
E-Mail: info@lapis.finance
Website: www.lapis.finance