

Lapis Global 5G & IoT 50 Dividend Yield Index

November 30, 2021

Description

The Lapis Global 5G & IoT 50 Dividend Yield Index is composed of 50 worldwide companies that are responsible for the build up and future operation of the fifth generation (5G) of wireless network technology. The 5G standard will be faster and enable the connection of more devices, which could encourage the development of new technological products and allow the Internet of Things (IoT) to make a breakthrough. All companies in our equally weighted equity index have a market capitalization greater than USD 5 billion and 80% of them have paid uninterrupted and continuously increasing dividends over the last 5 years. A maximum of 20% of the companies included in our unique equity index do not apply a strict dividend payment policy and have paid their regular dividends for less than 5 years. Our rule-based criteria for selecting the most promising companies are applied during the quarterly rebalancing process (end of March, June, September, and December).

This Lapis equity index allows for a focused investment in companies that benefit from the roll-out of the 5G standard and the unstoppable advancement of the IoT megatrend. In the future, billions of smart devices are expected to be connected and able to communicate with each other. This will lead to an enormous volume of data, increased efficiency, lower costs and new business opportunities. The new 5G standard and the Internet of Things could fundamentally change the way people live and work.

Index Facts

| | |
|-----------------------|--|
| Weighting Method | Equal weighted |
| Rebalancing Frequency | Quarterly: end of March, June, September, December |
| Calculation Frequency | Daily |
| Calculation Currency | USD |
| Launch Date | 01.01.2015 |
| Initial Price | USD 100.- |
| Nav 30.11.2021 | 301.70 |

Sector Breakdown

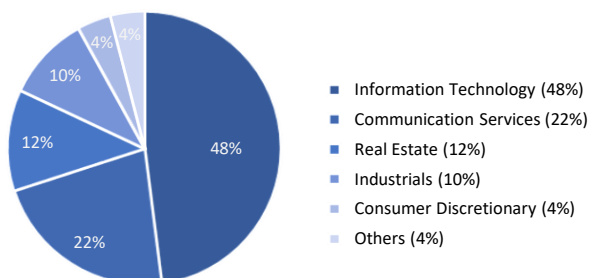
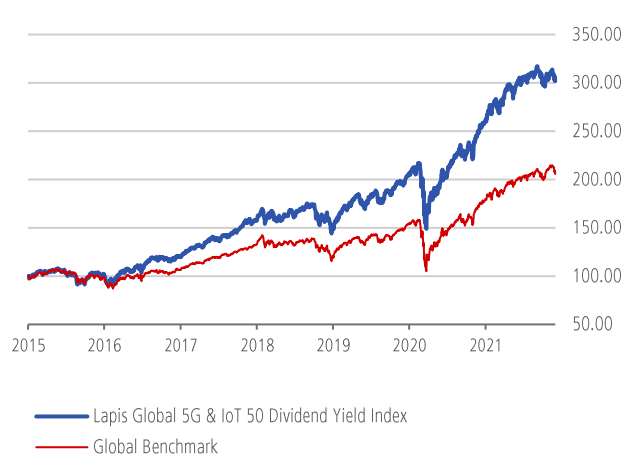


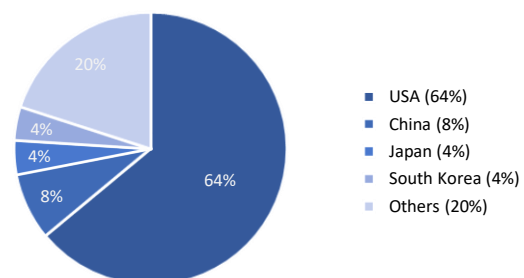
Chart since inception



Performance

| | 2012 | 2013 | 2014 | 2015 | 2016 |
|------------------|--------|---------|----------|----------------------|--------|
| Index | - | - | - | 1.00% | 18.52% |
| Benchmark | - | - | - | -1.84% | 8.49% |
| | 2017 | 2018 | 2019 | 2020 | YTD |
| Index | 31.59% | -3.43% | 34.50% | 28.09% | 15.15% |
| Benchmark | 24.62% | -8.93% | 27.30% | 16.82% | 14.42% |
| | 1 year | 3 years | p.a. 3 y | p.a. since inception | |
| Index | 21.43% | 84.35% | 22.59% | 17.30% | |
| Benchmark | 19.78% | 58.24% | 16.52% | 10.98% | |


Country Breakdown



Ratios

| | | 2012 | 2013 | 2014 | 2015 | 2016 | 2017 | 2018 | 2019 | 2020 |
|----------------|-----------------------------------|------|------|------|--------|--------|-------|--------|--------|--------|
| P/E | Lapis Global 5G & IoT 50 DY Index | - | - | - | 18.49 | 20.09 | 22.59 | 16.40 | 20.87 | 24.80 |
| | Benchmark | - | - | - | 19.45 | 20.91 | 20.48 | 14.98 | 19.75 | 31.97 |
| P/S | Lapis Global 5G & IoT 50 DY Index | - | - | - | 1.73 | 1.69 | 1.92 | 1.73 | 1.57 | 1.74 |
| | Benchmark | - | - | - | 1.43 | 1.49 | 1.71 | 1.41 | 1.72 | 2.14 |
| Jensen Alpha | Lapis Global 5G & IoT 50 DY Index | - | - | - | 2.60% | 9.00% | 3.00% | 7.10% | 3.50% | 9.20% |
| Volatility | Lapis Global 5G & IoT 50 DY Index | - | - | - | 12.62% | 13.09% | 7.46% | 14.42% | 11.50% | 27.32% |
| | Benchmark | - | - | - | 13.04% | 12.78% | 5.72% | 12.54% | 9.98% | 28.02% |
| Dividend Yield | Lapis Global 5G & IoT 50 DY Index | - | - | - | 2.46% | 2.67% | 2.39% | 3.13% | 2.92% | 2.46% |
| | Benchmark | - | - | - | 2.61% | 2.50% | 2.32% | 2.76% | 2.40% | 1.83% |

Constituents



Disclaimer

The information provided in this document constitutes marketing material.

The document has been prepared for information purposes only and does not constitute an offer, investment recommendation, personal advice or solicitation to purchase financial instruments and does not offer or promote any form of investment. This document does not constitute investment advice on financial instruments and therefore the information made available in this document should not be construed as a recommendation or invitation to invest.

The presentation has been prepared with the utmost care and attention; however, errors cannot be excluded. LAPIS Asset Management SA excludes any liability that may result from incorrect or outdated information.

The information, estimates and projections contained in this document are necessarily based on current market conditions, which may change significantly in the short term. Therefore, changes and events occurring after the date of the document could affect the validity of the conclusions contained in the document. LAPIS Asset Management SA assumes no obligation to update and/or revise the document or the information and data on which it is based.

For further information in relations to financial instruments reported in the present document/mail please refer to the official product documentation.