



Lapis Global Sports 25 Dividend Yield Index

November 30, 2021

Description

The Lapis Global Sports 25 Dividend Yield Index is composed of 25 worldwide companies that form the core elements for the functioning of the global sports world. All companies in our equally weighted equity index have a market capitalization greater than USD 2 billion. Of these companies, at least 60% of them have paid uninterrupted and continuously increasing dividends over the last 5 years. In contrast, a maximum of 40% of the companies included in our unique equity index do not apply a strict dividend payment policy and have paid their regular dividends for less than 5 years. Our rule-based criteria for selecting the most promising companies are applied during the quarterly rebalancing process (end of January, April, July, and October). The Lapis Global Sports 25 Dividend Yield Index allows for a focused investment into the following areas: Sports Equipment, Sports Media Rights, Sports Clubs, Sports Betting and E-Sports.

This Lapis equity index is suitable for investors who are seeking a reliable income stream from companies that enable the public and the fans to access the amazing world of sports. Sport is not only physical performance and emotions, but also a huge business with various important players.

Index Facts

Weighting Method	Equal weighted
Rebalancing Frequency	Quarterly: end of January, April, July, October
Calculation Frequency	Daily
Calculation Currency	USD
Launch Date	01.01.2012
Initial Price	USD 100.-
Nav 30.11.2021	574.05

Sector Breakdown

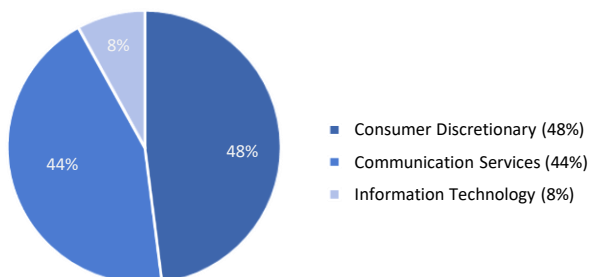
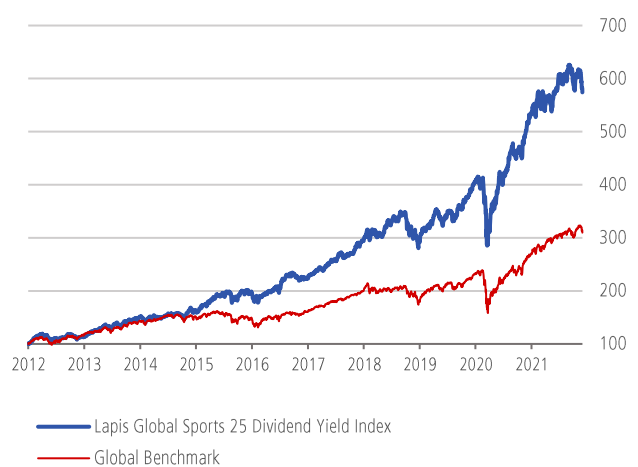


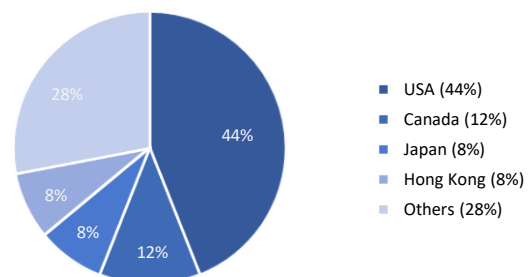
Chart since inception



Performance

	2012	2013	2014	2015	2016
Index	13.37%	33.81%	7.24%	21.02%	13.36%
Benchmark	16.49%	23.44%	4.71%	-1.84%	8.49%
	2017	2018	2019	2020	YTD
Index	31.74%	0.06%	37.62%	32.12%	7.32%
Benchmark	24.62%	-8.93%	27.30%	16.82%	14.42%
	1 year	3 years	p.a. 3 y	p.a. since inception	
Index	14.23%	84.84%	22.70%	19.27%	
Benchmark	19.78%	58.24%	16.52%	12.07%	

Country Breakdown



Ratios

		2012	2013	2014	2015	2016	2017	2018	2019	2020
P/E	Lapis Global Sports 25 DY Index	34.10	22.73	27.40	24.18	24.32	27.71	20.71	27.04	36.40
	Benchmark	15.42	16.78	17.22	19.45	20.91	20.48	14.89	19.75	31.97
P/S	Lapis Global Sports 25 DY Index	1.15	1.79	1.78	2.34	2.20	2.46	2.44	2.92	3.51
	Benchmark	1.08	1.31	1.35	1.43	1.49	1.71	1.41	1.72	2.14
Jensen Alpha	Lapis Global Sports 25 DY Index	0.90%	11.70%	2.80%	20.70%	5.60%	7.60%	8.90%	7.30%	13.70%
Volatility	Lapis Global Sports 25 DY Index	11.55%	10.19%	9.93%	13.30%	12.77%	7.83%	13.38%	11.45%	26.06%
	Benchmark	12.49%	9.49%	8.83%	13.04%	12.78%	5.72%	12.54%	9.98%	28.02%
Dividend Yield	Lapis Global Sports 25 DY Index	1.96%	1.51%	1.62%	1.52%	1.84%	2.28%	2.18%	1.77%	1.38%
	Benchmark	2.82%	2.43%	2.52%	2.61%	2.50%	2.32%	2.76%	2.40%	1.83%

Constituents



CHURCHILL DOWNS



Disclaimer

The information provided in this document constitutes marketing material.

The document has been prepared for information purposes only and does not constitute an offer, investment recommendation, personal advice or solicitation to purchase financial instruments and does not offer or promote any form of investment. This document does not constitute investment advice on financial instruments and therefore the information made available in this document should not be construed as a recommendation or invitation to invest.

The presentation has been prepared with the utmost care and attention; however, errors cannot be excluded. LAPIS Asset Management SA excludes any liability that may result from incorrect or outdated information.

The information, estimates and projections contained in this document are necessarily based on current market conditions, which may change significantly in the short term. Therefore, changes and events occurring after the date of the document could affect the validity of the conclusions contained in the document. LAPIS Asset Management SA assumes no obligation to update and/or revise the document or the information and data on which it is based.

For further information in relations to financial instruments reported in the present document/mail please refer to the official product documentation.