

Lapis Global Gold Miners 25 Dividend Yield Index

November 30, 2021

Description

Lapis Global Gold Miners 25 Dividend Yield Index is composed of 25 global gold mining stocks. All companies in our equity index have a market capitalization greater than USD 2 billion and 70 % of them have paid uninterrupted and continuously increasing dividends over the last 5 years. In contrast, a maximum of 30 % of the companies included in our equity index do not apply a strict dividend payment policy. The 10 largest gold mining companies are weighted with 5.5% each and the next 15 companies with 3% each. The Index is re-balanced on a quarterly basis (end of March, June, September, and December).

This Lapis equity index is suitable for investors who are seeking a small but reliable income stream from gold mining companies with the potential of an important capital appreciation during market disruptions. The performance of gold miners' companies is highly dependent on the gold price and the respective production costs. Factors such as uncertainty and fear in traditional stocks, or a weak U.S. dollar can drive gold prices (and in turn, gold stocks) higher. Traditionally gold miners enjoy a low correlation with the broader market.

Index Facts

Weighting Method	Equal weighted
Rebalancing Frequency	Quarterly: end of March, June, September, December
Calculation Frequency	Daily
Calculation Currency	USD
Launch Date	01.01.2012
Initial Price	USD 100.-
Nav 30.11.2021	107.28

Sector Breakdown

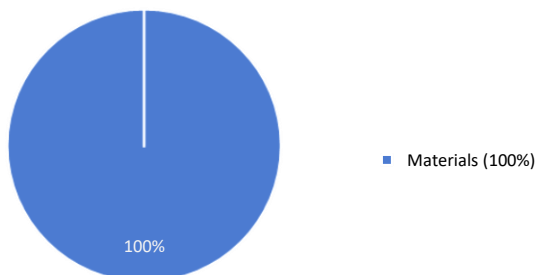
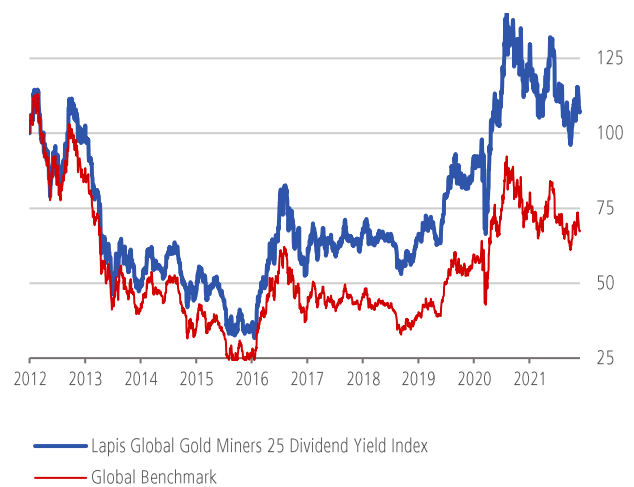


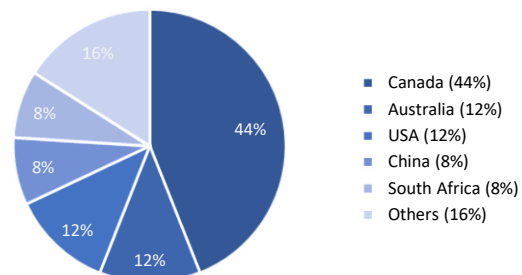
Chart since inception



Performance

	2012	2013	2014	2015	2016
Index	-0.16%	-50.98%	-4.10%	-26.17%	64.75%
Benchmark	-13.89%	-52.00%	-16.43%	-26.32%	62.93%
	2017	2018	2019	2020	YTD
Index	17.01%	-2.49%	41.32%	3175.00%	-11.56%
Benchmark	9.39%	-12.98%	51.05%	25.68%	-10.00%
	1 year	3 years	p.a. 3 y	p.a. since inception	
Index	-6.34%	84.89%	22.71%	0.71%	
Benchmark	-4.54%	88.14%	23.43%	-3.89%	

Country Breakdown



Constituents



Disclaimer

The information provided in this document constitutes marketing material.

The document has been prepared for information purposes only and does not constitute an offer, investment recommendation, personal advice or solicitation to purchase financial instruments and does not offer or promote any form of investment. This document does not constitute investment advice on financial instruments and therefore the information made available in this document should not be construed as a recommendation or invitation to invest.

The presentation has been prepared with the utmost care and attention; however, errors cannot be excluded. LAPIS Asset Management SA excludes any liability that may result from incorrect or outdated information.

The information, estimates and projections contained in this document are necessarily based on current market conditions, which may change significantly in the short term. Therefore, changes and events occurring after the date of the document could affect the validity of the conclusions contained in the document. LAPIS Asset Management SA assumes no obligation to update and/or revise the document or the information and data on which it is based.

For further information in relations to financial instruments reported in the present document/mail please refer to the official product documentation.