



































LAPIS GLOBAL SEMICONDUCTOR UNIVERSE STOCK LIST Q4-2023

The **Lapis Global Semiconductor Universe Stock List** is composed of all the semiconductor producer and development companies, with a minimum of USD 2.5 billion of market capitalization and with uninterrupted and continuously increasing dividend payments over the last 5 years. Our rule-based criteria for selecting the most promising companies are applied during the quarterly rebalancing process (end of January, April, July, and October).

Ticker	Ccy	Company	Sector	Mkt Cap USD	Price	Perf 2021%	Perf 2022%	YTD%	Dvd Yld%	CAGR 5y%	Period	Div 2021	Div 2022
ADI	USD	Analog Devices  <small>AHEAD OF WHAT'S POSSIBLE™</small>	Inform. Technology	79'626	159.79	20.98	-4.92	-1.20	2.09	11.05	Q1	0.69	0.76
											Q2	0.69	0.76
											Q3	0.69	0.76
											Q4	0.69	0.76
											Total	2.76	3.04
AMAT	USD	Applied Materials 	Inform. Technology	108'841	130.11	83.61	-37.54	34.57	0.89	20.59	Q1	0.22	0.24
											Q2	0.24	0.26
											Q3	0.24	0.26
											Q4	0.24	0.26
											Total	0.94	1.02
3407	JPY	Asahi Kasei 	Materials	8'442	913.80	5.31	-9.88	0.84	3.94	4.56	Q1	17.00	17.00
											Q3	17.00	18.00
											Total	34.00	35.00
ASML	EUR	ASML 	Inform. Technology	239'804	560.70	78.73	-27.84	12.12	1.05	35.59	Q2	1.55	3.70
											Q3		1.37
											Q4	1.80	1.37
											Total	3.35	6.44
AVGO	USD	Broadcom 	Inform. Technology	350'672	849.63	56.43	-13.27	54.74	2.17	28.57	Q1	3.60	4.10
											Q2	3.60	4.10
											Q3	3.60	4.10
											Q4	4.10	4.60
											Total	14.90	16.90
6702	JPY	Fujitsu 	Inform. Technology	23'090	17'045	33.90	-9.52	-1.88	1.47	18.13	Q1	100.00	110.00
											Q3	110.00	120.00
											Total	210.00	230.00
6965	JPY	Hamamatsu Photonics  <small>PHOTON IS OUR BUSINESS</small>	Inform. Technology	6'140	5'787	25.28	-12.93	-7.38	1.31	16.19	Q1	20.00	32.00
											Q3	28.00	40.00
											Total	48.00	72.00
7741	JPY	Hoya 	Health Care	33'941	14'875	20.62	-25.17	17.62	0.44	7.96	Q1	45.00	65.00
											Q3	45.00	45.00
											Total	90.00	110.00
KLAC	USD	KLA 	Inform. Technology	62'005	454.84	68.03	-11.21	21.76	1.14	15.77	Q1	0.90	1.05
											Q2	0.90	1.05
											Q3	1.05	1.30
											Q4	1.05	1.30
											Total	3.90	4.70
LRCX	USD	Lam Research 	Inform. Technology	76'880	583.34	53.66	-40.72	40.09	1.23	28.37	Q1	1.30	1.500
											Q2	1.30	1.500
											Q3	1.50	1.725
											Q4	1.50	1.725
											Total	5.60	6.45
6920	JPY	Lasertec 	Inform. Technology	15'451	25'705	192.39	-38.00	18.89	0.70	37.14	Q2	55.00	65.00
											Q4	32.00	52.00
											Total	87.00	117.00
3132	JPY	Macnica 	Inform. Technology	2'809	7'140.00	39.48	19.63	134.2	2.10	22.87	Q1	25.00	60.00
											Q3	40.00	65.00
											Total	65.00	125.00

Ticker	Ccy	Company	Sector	Mkt Cap USD	Price	Perf 2021%	Perf 2022%	YTD%	Dvd Yld%	CAGR 5y%	Period	Div 2021	Div 2022	
MRVL	USD	Marvell 	Inform. Technology	41'026	47.55	84.62	-57.49	29.07	0.50	0.00	Q1 Q2 Q3 Q4	0.06 0.06 0.06 0.06	0.06 0.06 0.06 0.06	
												Total	0.24	0.24
MCHP	USD	Microchip 	Inform. Technology	38'855	71.38	27.46	-17.98	3.07	2.07	9.86	Q1 Q2 Q3 Q4	0.1950 0.2065 0.2185 0.2320	0.253 0.276 0.301 0.328	
												Total	0.852	1.158
6479	JPY	Minibea Mitsumi 	Industrials	6'475	2'320	61.62	-38.69	18.62	0.86	13.70	Q1 Q3	14.00 18.00	18.00 20.00	
												Total	32.00	38.00
MKSI	USD	MKS Instruments 	Inform. Technology	4'616	69.14	16.37	-50.97	-17.83	1.27	4.53	Q1 Q2 Q3 Q4	0.20 0.22 0.22 0.22	0.22 0.22 0.22 0.22	
												Total	0.86	0.88
MPWR	USD	MPS 	Inform. Technology	19'098	399.73	35.49	-27.77	13.73	0.94	30.26	Q1 Q2 Q3 Q4	0.60 0.60 0.60 0.60	0.75 0.75 0.75 0.75	
												Total	2.40	3.00
6988	JPY	Nitto 	Materials	8'881	9'462	-1.35	-11.55	27.10	2.64	8.21	Q1 Q3	100.00 110.00	110.00 120.00	
												Total	210.00	230.00
NVDA	USD	Nvidia 	Inform. Technology	1'031'941	417.79	125.48	-50.27	186.0	0.04	2.34	Q1 Q2 Q3 Q4	0.04 0.04 0.04 0.04	0.04 0.04 0.04 0.04	
												Total	0.16	0.16
POWI	USD	Power Integrations 	Inform. Technology	3'933	68.52	14.13	-22.10	-3.82	1.09	20.79	Q1 Q2 Q3 Q4	0.13 0.13 0.13 0.15	0.18 0.18 0.18 0.18	
												Total	0.54	0.72
QCOM	USD	Qualcomm 	Inform. Technology	116'934	104.78	22.28	-38.61	-2.76	2.96	5.52	Q1 Q2 Q3 Q4	0.65 0.68 0.68 0.68	0.68 0.75 0.75 0.75	
												Total	2.69	2.93
6963	JPY	Rohm 	Inform. Technology	6'835	2'601	6.27	-7.01	11.14	1.92	7.69	Q1 Q3	75.00 75.00	110.00 100.00	
												Total	150.00	210.00
005930	KRW	Samsung 	Inform. Technology	293'339	68'000	-1.55	-27.62	24.28	1.59	11.18	Q1 Q2 Q3 Q4	361 361 361 361	361 361 361 361	
												Total	1'444	1'444
4063	JPY	Shin-Etsu Chemical 	Materials	56'753	4'313	12.10	-16.19	36.19	2.43	30.60	Q1 Q3	28.00 30.00	50.00 45.00	
												Total	58.00	95.00
6967	JPY	Shinko 	Inform. Technology	4'890	5'638	134.94	-37.49	68.09	0.89	16.00	Q1 Q3	15.00 17.50	27.50 25.00	
												Total	32.50	52.50

Ticker	Ccy	Company	Sector	Mkt Cap USD	Price	Perf 2021%	Perf 2022%	YTD%	Dvd Yld%	CAGR 5y%	Period	Div 2021	Div 2022
SWKS	USD	Skyworks 	Inform. Technology	14'117	88.57	2.74	-39.94	-1.06	2.87	14.48	Q1 Q2 Q3 Q4	0.50 0.50 0.56 0.62	0.56 0.56 0.62 0.62
Total												2.12	2.36
6758	JPY	Sony 	Cons. Discretionary	102'720	12'600	41.45	-30.23	26.40	0.63	25.48	Q1 Q3	30.00 30.00	35.00 35.00
Total												60.00	70.00
6762	JPY	TDK 	Inform. Technology	14'081	5'656	-12.11	-1.34	33.35	1.96	19.63	Q1 Q3	30.00 33.33	45.00 53.00
Total												63.33	98.00
TEL	USD	TE Connectivity 	Inform. Technology	36'568	116.48	35.13	-27.66	2.85	1.97	6.79	Q1 Q2 Q3 Q4	0.48 0.50 0.50 0.50	0.50 0.56 0.56 0.56
Total												1.98	2.18
TER	USD	Teradyne 	Inform. Technology	13'539	87.91	36.81	-46.34	0.96	0.50	9.46	Q1 Q2 Q3 Q4	0.10 0.10 0.10 0.10	0.11 0.11 0.11 0.11
Total												0.40	0.44
TXN	USD	Texas Instruments 	Inform. Technology	128'774	141.79	17.54	-9.90	-12.31	3.50	17.21	Q1 Q2 Q3 Q4	1.02 1.02 1.02 1.15	1.15 1.15 1.15 1.24
Total												4.21	4.69
2330	TWD	TW Semiconductor 	Inform. Technology	424'055	544.00	18.07	-25.47	23.19	2.07	9.46	Q1 Q2 Q3 Q4	2.50 2.50 2.75 2.75	2.75 2.75 2.75 2.75
Total												10.50	11.00
OLED	USD	Universal Display 	Inform. Technology	6'856	144.81	-27.89	-33.87	34.98	0.93	58.49	Q1 Q2 Q3 Q4	0.20 0.20 0.20 0.20	0.30 0.30 0.30 0.30
Total												0.80	1.20
VSH	USD	Vishay 	Inform. Technology	3'126	22.48	7.45	0.67	5.50	1.78	9.42	Q1 Q2 Q3 Q4	0.095 0.095 0.095 0.100	0.10 0.10 0.10 0.10
Total												0.385	0.40

Disclaimer

The information provided in this document constitutes marketing material.

The document has been prepared for information purposes only and does not constitute an offer, investment recommendation, personal advice or solicitation to purchase financial instruments and does not offer or promote any form of investment. This document does not constitute investment advice on financial instruments and therefore the information made available in this document should not be construed as a recommendation or invitation to invest.

The presentation has been prepared with the utmost care and attention; however, errors cannot be excluded. LAPIS Asset Management SA excludes any liability that may result from incorrect or outdated information.

The information, estimates and projections contained in this document are necessarily based on current market conditions, which may change significantly in the short term. Therefore, changes and events occurring after the date of the document could affect the validity of the conclusions contained in the document. LAPIS Asset Management SA assumes no obligation to update and/or revise the document or the information and data on which it is based.

For further information in relations to financial instruments reported in the present document/mail please refer to the official product documentation.

For further information please don't hesitate to contact us. Upon request we will also send you the term sheet and the factsheet of our Lapis Global Semiconductor 25 Dividend Yield Index.

Contact Details

Lapis Analytics a division of
Lapis Asset Management Limited
Via Emilio Bossi 6
6900 Lugano (Switzerland)
Phone: +41 91 971 16 93
E-Mail: info@lapis.finance
Website: www.lapis.finance